



NUMERICAL INVESTIGATION OF NATURAL CONVECTION HEAT TRANSFER IN A PARALLELOGRAMIC ENCLOSURE HAVING AN INNER CIRCULAR CYLINDER USING LIQUID NANOFUID

Hasan Sh. Majdi^a, Ammar Abdulkadhim^{b*}, Azher M. Abed^b

^a Department of Chemical Engineering and Petroleum Industries, Al-Mustaqbal University College, Babylon, 51001, Iraq

^b Air conditioning and Refrigeration Techniques Engineering Department, Al-Mustaqbal University College, Babylon, 51001, Iraq

ABSTRACT

Fluid flow and natural convection heat transfer in a parallelogram enclosure with an inner circular cylinder using Cu-water nanofluid are studied numerically. Dimensionless Navier-Stokes and energy equations are solved numerically using finite element method based two-dimensional flow and steady-state conditions. This study evaluates the effect of different concentrations of Cu-water nanofluids (0% to 6%) with different Rayleigh numbers $10^3 \leq Ra \leq 10^6$ under isotherm wall temperatures. The effects of geometrical parameters of the parallelogram enclosure (inclination angle in range of $0 \leq \alpha \leq 30$ and location of inner circular cylinder $-0.2 \leq H \leq +0.2$ on the flow field and heat transfer are examined. The results are presented in terms of streamlines, isotherms, local and average Nusselt number. It is found that the inclination angle has a significant effect on flow pattern and heat transfer and the inclination angle of 30° at a vertical location $H=-0.2$ gives better fluid flow strength. Moreover, the maximum heat transfer enhancement is obtained when the circular cylinder moves vertically downward up to $H=-0.1$ and the inclination angle is 30° . The results also indicate that as the Rayleigh number, nanofluid concentration increase, the rate of heat transfer will increase.

Keywords: Natural convection, parallelogramic enclosure, cylinder, inclination angle.

1. INTRODUCTION

Heat transfer by means of the free convective flow within enclosures have practical relevance in many applications in thermal engineering sciences such as heating and cooling nuclear reactors, heat exchangers, lubrication technologies, ventilation of the rooms with radiators, cooling of containers and cooling of electronic devices. Natural convection has a significant influence and an important role in the process of the energy transport for the proper design of enclosures to achieve higher rates of heat transfer. The internal convection fluid flow can be classified into two types depending upon on the conditions of applied thermal boundary which they are: heat from the sidewalls of the enclosures hand heated or cooled from the top and the bottom walls of the enclosures Bejan, (1984). Warrington and Powe, (1985) investigated experimentally the natural convective heat and fluid flow between different shapes of inner body like spherical, cylindrical and cubical located concentrically inside cubical enclosure at low Reynolds number. There are many experimental and numerical studies in this regards like Filis and Poulidakos, (1986); November and Nansteel, (1987); Valencia and Frederick, (1989); Hasnaoui et al., (1992); Evren-Selamet et al., (1992). Ganzarolli and Milanez, (1995) investigated numerically the influence of the aspect ratio on the fluid flow and thermal field using a stream function–vorticity formulation the two-dimensional natural convection in a rectangular enclosure heated from one side and cooled from the ceiling. The numerical results indicated that the impact of aspect ratio is stronger when the enclosure is tall and the Rayleigh number is high. Aydin et al., (1999) studied numerically using the stream function–vorticity formulation the aspect ratio impact

of the rectangular enclosure heated from bottom walls, the top wall is adiabatic and the both vertical sides conserved at isothermal cold temperature filled with air. Roychowdhury et al., (2002) investigated by using collocated, non-orthogonal grid based finite volume scheme for simulating the two dimensional natural convective heat transfer in a square enclosure within a heated cylinder. Peng et al., (2003) presented using the Taylor-series expansion and least-squares-based lattice Boltzmann method to simulate numerically the natural convection in a concentric annulus between a square outer cylinder and a circular inner cylinder. Moreover, De and Dalal, (2006) investigated numerically the influence of aspect ratio for the shape of the rectangular enclosure. It was showed that the aspect ratio has significant influence on the patterns of fluid flow and thermal field in the enclosure. For constant Rayleigh number as the enclosure's aspect ratio goes up, the heat transfer rate by convection falling down.

Various researchers like Moukalled and Acharya, (1996), Oh et al., (1997), Ha et al., (1999), Asan, (2000), Shu and Zhu, (2002), Humaira Tasnim et al., (2002), Lee et al., (2004), De and Dalal, (2006), Angeli et al., (2008) and Xu et al., (2010) studied the influence of inner body on the natural convective flow inside an enclosure. They concluded that the inner body's size and shape is strongly influencing on natural convection flow. Lee and Ha, (2005) studied numerically the impact of an inner cylinder having the square shape on the natural convection in a cavity under different values of Rayleigh numbers. They reported that the existence of the internal object affects fluid flow and heat transfer characteristics in the cavities.

Moreover, with respect to the effect of the position of an internal object on natural convection within enclosures has been illustrated by Humaira Tasnim et al., (2002); Shu et al., (2001); Ding et al., (2005);

* Corresponding author. Email: AmmarAbdulkadhim@mustaqbal-college.edu.iq

Kim et al., (2008); Lee et al., (2010); Kang et al., (2013b); Park et al., (2013); Karimi et al., (2014). Their work is by changing the position of of the internal object in the vertical direction like De and Dalal, (2006); Shu et al., (2001); Ding et al., (2005); Kim et al., (2008) as well as horizontally Hussain and Hussein, (2010); Lee et al., (2010); Kang et al., (2013a); Park et al., (2013); Karimi et al., (2014) within the enclosures. Their observation indicated that the position and the Rayleigh number paly as an important parameter on the behavior of fluid flow.

Various researchers examined the effect of the thermal conditions, aspect ratios and the medium of the heat transfer which summarized recently by Das et al., (2017b)

The natural convective in a rhombus cavity with an internal cylinder having the shape of circle had been studied numerically by changing both the position of the cylinder as well as the Rayleigh number Choi et al., (2014). Mun et al., (2017) investigated using immersed boundary theory natural convection phenomenon induced by a difference of the temperature resulted in the hot four inner cylinders located inside an enclosure. The simulations presented under various Rayleigh numbers and distances between each cylinder. The natural convection in a uniformly hot circular cylinder located inside enclosure of the square shape filled with air under different cylinder vertical locations studied numerically in Hussain and Hussein, (2010). It was obtained that high Rayleigh numbers have considerable effect on the flow distribution. Boulahia, Wakif, Chamkha, et al., (2017) used finite volume scheme to solve the Navier-Stokes equations of natural and mixed convection heat transfer of copper-water nanofluid inside a square enclosure containing heating and cooling circular cylinders. It is obtained that the heat transfer improves when the pair of circular bodies changing their direction from the horizontal into the vertical.

Influence of different shapes of inner body like rectangular, triangular and trapezoidal located inside a cubical cavity on the natural convection heat transfer had been studied in Gibanov and Sheremet, (2018). The results indicated that the trapezoidal shape give better heat removal in a comparison with the other types. Boulahia, Wakif, et al., (2017a) demonstrated numerically the buoyancy driven flow within a square enclosure with inner hot cylinder located at the center of the enclosure. They used copper-water nanofluid and solve the problem using finite volume method. They obtained that increasing of the nanofluid volume fraction and the Rayleigh number enhances the heat transfer rate.

Engineering application regarding the natural convection needs solving combined complex problems for the heat transfer and fluid dynamics which depend strongly upon numerous parameters which they are the geometry of the enclosure and the properties of the working fluid.

The changing the parameters of geometric form is a suitable method to increase the thermal performance. So that many researchers have investigated to enhance the heat transfer in the parallelogramic enclosure with the various cross sectional shapes using conventional working fluids and varied methods Chung and Trefethen, (1982); Seki et al., (1983); Hyun and Choi, (1990); Aldridge and Yao, (2001); Baïri, (2008); Saleh et al., (2011). Systematic and comprehensive numerical results of the fluid flow and thermal patterns evolutions are presented for tilt angles 0° , $\pm 15^\circ$, $\pm 30^\circ$, $\pm 45^\circ$, $\pm 60^\circ$; and different values of Rayleigh numbers 10^5 , 10^6 , and 10^7 . Prandtl number and of the aspect ratio effects are investigated.

The magnetic field influence in enclosure filled with porous medium and nanofluid on the convection onset using the Buongiorno's model the behavior of heat transfer and fluid flow is investigated by Wakif et al., (2017); Wakif, Boulahia, and Sehaqui, (2018); Wakif, Boulahia, Mishra, et al., (2018).

Moreover, the effect of the structure of the physico-chemical of the fluid has been taken a lot of interest in many studies recently. The capability of a fluid medium to transmit a high quantity of heat through a small difference in temperature enhances the energy conversion efficiency and improves the design and performance of heat

exchangers. Heat transfer through natural convection is depending strongly on the fluid thermal conductivity. Most of conventional fluids like air, water and oil have low thermal conductivity which is a limitation in the enhancing the heat transfer rate. For this reason nanotechnology may be considered as a new type of the working fluids which enhance the heat transfer Sheikholeslami, (2018b); Sheikholeslami et al., (2018); Sheikholeslami, (2018a)

In this way to enhance the fluid thermal conductivity, solid nanoparticles in the fluid medium suspension is playing as an effective strategy in improving the heat transfer rate because the thermal conductivity of solids is greater than that of fluids in an order of magnitude. The new achieved structure is by inserting solid particles of nanometer in sizes into the fluid in order to improve its effective thermal conductivity. The obtained mixture is named nanofluid.

Studies on natural convection in differentially heated enclosures filled with nanofluids are very limited compare with those filled with pure fluid. Garoosi and Hoseininejad (2016) Studied numerically of heat transfer by natural as well as mixed convection between differentially heated cylinders located inside an adiabatic cavity filled with nanofluid.

Boulahia et al., (2017b) simulate the natural convection heat transfer in a wavy walled enclosure filled with copper-water nanofluid. The numerical results indicate that heat transfer can be augmented by reduces the amplitude of the wavy surface, increasing undulations number, Rayleigh number and nanoparticle volume fraction. Aminossadati and Ghasemi, (2011) studied numerically the natural convection of water-CuO nanofluid with volume concentrations up to 4% in a cavity with pairs of two heat source-sink. The results show that regardless of the position of the pairs of source-sink, the Rayleigh number and the solid volume fraction enhance the rate heat transfer. Selimefendigil and Öztop (2014) studied numerically the mixed convection in an enclosure with inner cylinder in the presence of heat generation to illustrate the effect of nanoparticle shapes of SiO₂ on heat transfer rate. They found that cylindrical shapes gives better heat transfer. Ögüt, (2009) investigated the effect of various nanofluid types such as Cu, Ag, Al₂O₃, and TiO₂ on heat transfer enhancement. The results indicate that Cu and Ag enhance the heat transfer rate because of their higher thermal conductivity in a comparison with the other types. The effect of magnetic field on natural convection around body located inside enclosure filled with nanofluid has been reported in Sheikholeslami, Gorji-Bandpay, et al., (2012); Sheikholeslami et al., (2016); Sheikholeslami, Gorji-Bandpy, et al., (2012). Kumar et al. (2010) carried out in numerical study of fluid flow and thermal field in cavity filled with nanofluid using single phase thermal dispersion model. It was noted that as the solid volume fraction increases, the average Nusselt number will increase. Aminossadati Aminossadati and Ghasemi, (2009) obtained that the reduction of the highest temperature is provided by Cu among all the nanoparticles (i.e. 42.80) while the lowest reduction in temperature is provided by TiO₂ (i.e. 2.59%). Boulahia et al., (2018) performed a numerical investigation for mixed convection heat transfer in a vented square enclosure with circular cooled obstacle. Three different exit port locations on the enclosure right wall are presented. The numerical results indicate that the bottom location of the exit port is better for heat transfer augmentation. Ali et al.) studied numerically the mixed convection between inner corrugated cylinder located inside rotating circular cylinder filled with nanofluid.

Moreover, the natural convection heat transfer in a parallelogramic cavity open from top and filled with Cu-water nanofluid are examined by Hussein and Mustafa, (2017). They noted that as the Rayleigh number rises, the average value of the Nusselt numbers will go up under diverse values of parallelogramic enclosure inclination angle and vertical locations of cylinder having the circle shape.

However, the case of natural convection heat transfer in a parallelogramic enclosure containing circular cylinder maintained at isothermal hot temperature using CuO-water nanofluid has not been investigated in full-detail. The current study presents the computational investigation of the natural convection heat transfer and fluid flow from

a heated circular cylinder inserted in a parallelogramic enclosure cooled from the two vertical sides and adiabatically insulated at the top and the bottom walls with different inclination angle $0 \leq \alpha \leq 30$, vertical location $-0.2 \leq H \leq +0.2$, and Rayleigh number $10^3 \leq Ra \leq 10^6$ and, using different Nano fluid concentration (0% to 6%). The finite element techniques will be used in the present study to simulate the natural convection fluid flow and solving the dimensionless governing equations of continuity, energy and momentum of the fluid.

2. MATERIAL AND METHODS

2.1 Model Description

The model configuration of the parallelogram enclosure with inner circular cylinder along with the thermal boundary conditions is presented in Fig.1. The parallelogram enclosure main dimensions like its height and width are denoted W because each side has the same length. The circular cylinder of radius $R = 0.2$ is located inside a parallelogramic enclosure and the space between them is filled with CuO-water nanofluid. The cylinder is moving vertically upward and downward. The dimensionless vertical location of the cylinder is changes from $H = -0.2$ to $H = +0.2$. The cylinder is maintain at isothermal high temperature while the two verticals sidewalls of the parallelogram enclosure are kept at cooled isothermal temperature. The top and bottom walls are assumed adiabatic. The fluid flow field and the characteristics of the heat transfer are considered under steady state conditions, laminar in nature and incompressible. No slip conditions are applied to each wall of the parallelogramic enclosure as well as the circular cylinder. There is no internal heat generation. The thermophysical properties of the nanofluids are considered constant except in the density in the body force term of Y-Momentum Navier-Stokes equations which is treated based on the Boussinesq approximation.

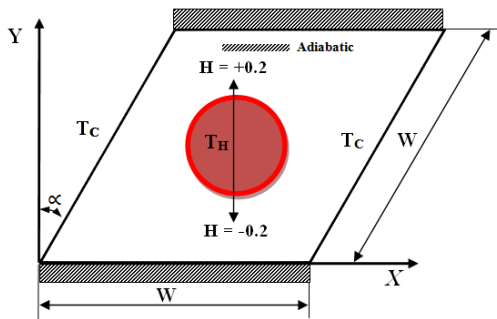


Fig. 1 Schematic Diagram of the parallelogramic enclosure

2.2 Governing Equations

The governing equations of two-dimensional parallelogramic enclosure filled with nanofluid containing circular cylinder can be describe by the governing equations of heat and fluid flow. The dimensionless governing equations can be written in terms of the dimensionless parameters :

$$X = \frac{x}{L}; Y = \frac{y}{L}; U = \frac{uL}{\alpha_f}; V = \frac{vL}{\alpha_f}; P = \frac{\rho L^2}{\rho_f \alpha_f^2}; \theta = \frac{T - T_c}{\Delta T}; \quad (1)$$

$$\alpha_{nf} = \frac{k_{nf}}{\rho_{nf} c_{p_{nf}}}; Pr = \frac{\nu_f}{\alpha_f}; Ra = \frac{g \beta_f (\nabla T) L^3}{\alpha_f \nu_f}$$

The steady state continuity, momentum and energy equations for non-dimensional laminar natural convection fluid flow and heat transfer with the Boussinesq approximation in y-direction are as following Mahmoodi and Sebdani, (2012):

$$\frac{\partial U}{\partial X} + \frac{\partial V}{\partial Y} = 0 \quad (2)$$

$$U \frac{\partial U}{\partial X} + V \frac{\partial V}{\partial Y} = -\frac{\partial P}{\partial X} + \frac{\mu_{nf}}{\rho_{nf} \alpha_f} \left(\frac{\partial^2 U}{\partial X^2} + \frac{\partial^2 U}{\partial Y^2} \right) \quad (3)$$

$$U \frac{\partial U}{\partial X} + V \frac{\partial V}{\partial Y} = -\frac{\partial P}{\partial X} + \frac{\mu_{nf}}{\rho_{nf} \alpha_f} \left(\frac{\partial^2 U}{\partial X^2} + \frac{\partial^2 U}{\partial Y^2} \right) + \frac{(\rho \beta)_{nf}}{\rho_{nf} \beta_f} Ra Pr \theta \quad (4)$$

$$U \frac{\partial \theta}{\partial X} + V \frac{\partial \theta}{\partial Y} = \frac{\alpha_{nf}}{\alpha_f} \left(\frac{\partial^2 \theta}{\partial X^2} + \frac{\partial^2 \theta}{\partial Y^2} \right) \quad (5)$$

2.3 Thermophysical Properties of Nanofluid

The thermos-physical properties like the density, heat capacity and coefficient of the thermal expansion, of the nanofluid can be calculated as follow, respectively. Those formulas has been used to calculation of the thermophysical properties of nanofluid in numerical simulation of natural convection in recently published articles Khanafer et al., (2003); Jou and Tzeng, (2006); Oztop and Abu-Nada, (2008); Aminossadati and Ghasemi, (2009); Ghasemi and Aminossadati, (2010); Das et al., (2017a)

$$\rho_{nf} = (1 - \phi) \rho_{bf} + \phi \rho_p \quad (6)$$

$$(\rho C_p)_{nf} = (1 - \phi) (\rho C_p)_{bf} + \phi (\rho C_p)_p \quad (7)$$

$$(\rho \beta)_{nf} = (1 - \phi) (\rho \beta)_{bf} + \phi (\rho \beta)_p \quad (8)$$

The thermal conductivity of the nanofluid for nanoparticles can be calculated according to the Maxwell formula

$$k_{nf} = \frac{(k_p + 2k_{bf}) - 2\phi(k_{bf} - k_p)}{(k_{bf} + 2k_p) + \phi(k_{bf} + k_p)} k_{bf} \quad (9)$$

To estimation of the effective dynamic viscosity of the nanofluid the Brinkman model is employed.

$$\mu_{nf} = \frac{\mu_{bf}}{(1 - \phi)^{2.5}} \quad (10)$$

Table 1 Thermo-physical properties of base fluid (pure water) and (Cu) nanoparticles Oztop and Abu-Nada, (2008).

Properties	C_p (J/kg k)	ρ (kg/m ³)	k (W/m.k)	β (1/k)	μ (kg/m.s)
Copper (Cu)	385	8933	401	1.67×10^{-5}	-
Pure water	4179	997.1	0.613	21×10^{-5}	0.000372

The motion of the fluid is presented by the stream function Ψ obtained from the two components of velocity U and V . The relationships between velocity components and the stream function may be written as follow:

$$U = \frac{\partial \Psi}{\partial Y}; V = -\frac{\partial \Psi}{\partial X} \quad (11)$$

which is a single formula

$$\frac{\partial^2 \Psi}{\partial X^2} + \frac{\partial^2 \Psi}{\partial Y^2} = \frac{\partial \Psi}{\partial Y} + \frac{\partial \Psi}{\partial X} \quad (12)$$

3- NUMERICAL COMPUTATION AND GRID-INDEPENDENCE STUDY

The set of governing and constitutive equations presented in Section (2.2) were solved using the commercial finite element method The huge fulfillment of the finite element technique, wherein it's far almost completely applied, inside the research area of mechanics of solids has encouraged dense research on its software within the area of Computational Fluid Dynamics (CFD). The FEM some clear advantages that recommend it as an effective alternative numerical technique for ocean models. The most essential benefit of FEM is that it

lets in the usage of unstructured grids with variable resolution. In the present work, CFD code which is finite element method is utilized. We consider laminar fluid flow for equations (3-4) and heat transfer in fluid for equation (5). In order to assure the numerical solutions stability, P2-P1 Lagrange elements and the Galerkin least squares technique are utilized.

The mesh is considered finer near to the enclosure walls and the heated circular cylinder to resolve the hydrodynamic and thermal boundary layer high gradients. Independence study of mesh is done to find out an optimal grid distribution with accurate results and minimal computational time. The grid distribution for the considered problem is shown in Fig. 2 for the full computational domain and near the cylinder surface at $Ra = 10^6$, $\varphi = 0.06$, $\alpha = 15^\circ$. Five different grid sizes are tested and the convergence in the length-averaged Nusselt number. To validate the numerical code, the Average Nusselt number through a square enclosure with a circular cylinder at different vertical locations are compared with the results of the numerical study done by Kim et al. Kim et al., (2008) as shown in Fig.3. The present surface-averaged Nusselt numbers are in good agreement with the values of (Kim et al., 2008) as in Table 2.


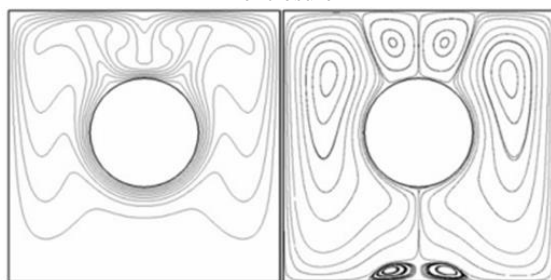
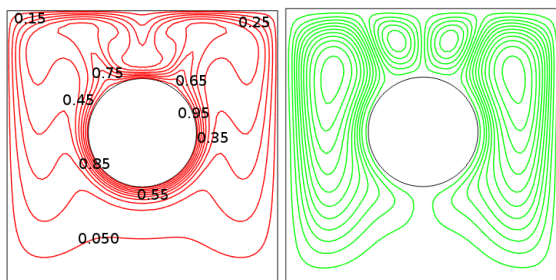


Fig. 2 Schematic diagram the mesh geometry of the parallelogramic enclosure



Kim et al., (2008)



Present Work

Fig. 3 Isotherms and streamlines for four different Rayleigh numbers of (a) 10^3 , (b) 10^4 , (c) 10^5 and (d) 10^6 (Kim et al., (2008).

Table 2 Validation of average Nusselt number of the present work with Kim et al., (2008)

Ra	Top wall (present study)	Top wall Kim et al., (2008)
	Nu_{ave}	Nu_{ave}
10^3	1.9761	1.99
10^4	2.3522	2.39
10^5	4.8690	4.9
10^6	10.130	10.150

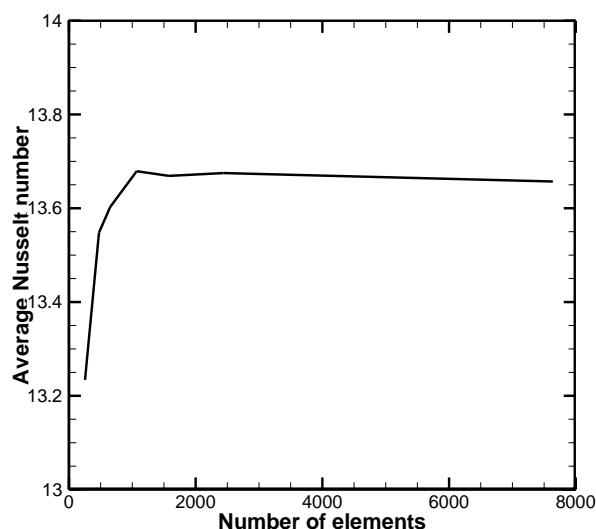


Fig. 4 Mesh independent study in terms of Average Nusselt number along the circular cylinder at $Ra = 10^6$, $\alpha = 0$, $H = 0$

4. RESULTS AND DISCUSSION

The main purpose of the current investigation is to examine systematically the characteristics of flow and heat transfer in parallelogram enclosure with an inner circular cylinder using Cu-water Nano fluid.

4.1 The effect of geometrical parameters

In order to optimize the geometrical parameters of the parallelogram enclosure, different parametric are tested. The effect of inclination angle of the parallelogramic enclosure and vertical locations of the circular cylinder inside the cavity on the fluid flow and thermal field under various Rayleigh numbers are presented in this section.

4.1.1 The effect of inclination angles

Figs.5a-c illustrate the local Nusselt number behavior for the heated circular cylinder arc length at inclination angles [$\alpha=0$, $\alpha=15$ and $\alpha=30$], respectively. It is noted that the local Nusselt number increases till the mid length of the circle for all cases. After the mid length, a reverse behavior of local Nusselt number is observed. Figs.6 illustrates the isotherms (left) and streamlines (right) for different inclination angle. The symmetrical property is obtained when the inclination angle is zero [i.e., enclosure is square], around the hot circular cylinder. But, as soon as the angle of the inclination increases from $\alpha=15$ to $\alpha=30$, various shapes of vortices for the stream function and isotherms can be observed. The rotating vortices fills almost the entire cavity appears around the cylinder. Finally, the effect of inclination angle at $Ra = 10^6$, $H = 0$ on the heat transfer enhancement is illustrated in Fig.7. Increasing inclination angle of the parallelogramic enclosure will improve the average Nusselt number of the hot circular cylinder which is as an indicator of enhancing the heat transfer rate. Thus, the inclination angle of $\alpha = 30$ will be considered in the next sections to optimize the best geometrical parameters.

4.1.2 The effect of location of inner circular cylinder

The influence of vertical location for circular hot cylinder on heat transfer and fluid flow are discussed, at nanofluid concentration = 0.06, inclination angle $\alpha=30$.

Fig.8 illustrate the local Nusselt numbers field around the circumference the hot cylinder for various vertical location at various Ra and $\alpha=30$. It can be seen that as the circular cylinder is moving downwards vertically, the local Nusselt number is greater than their corresponding when the cylinder is moving upwards. The physical reason behind this is because of the fluid flow circulation which is presented in terms of maximum stream function increases when the cylinder is moving in the vertical direction downwards as illustrated in Fig.9.

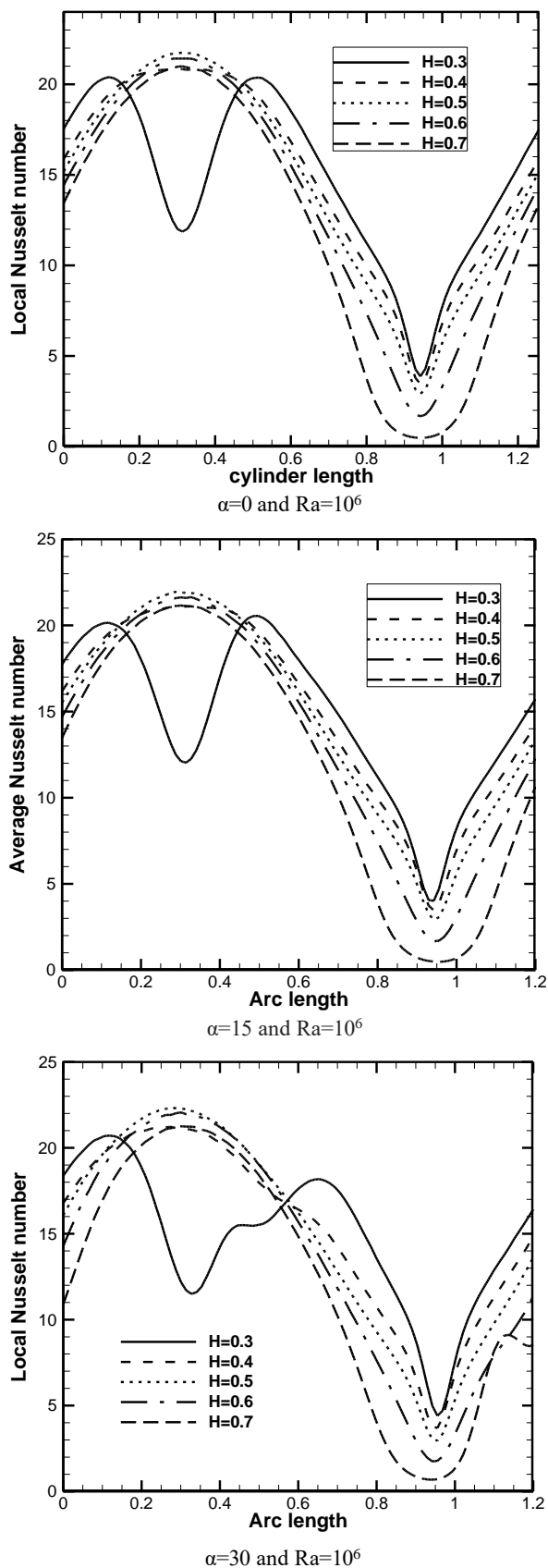


Fig. 5 Local Nusselt number along the hot cylinder for various cylinder vertical location and different of inclination angles [$\alpha=0$, $\alpha=15$ and $\alpha=30$], at $Ra=10^6$.

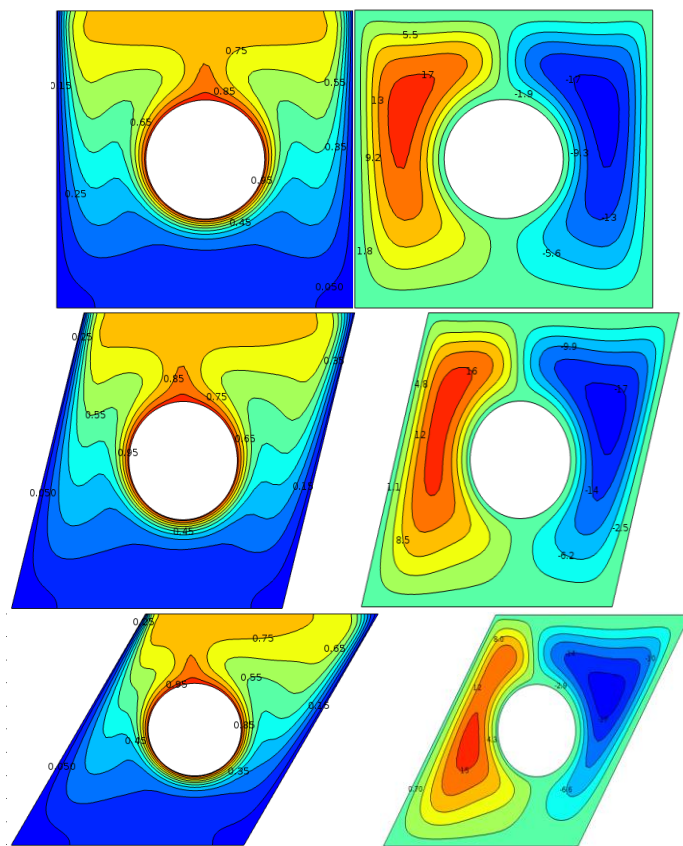


Fig. 6 Variations of isotherms and streamlines for different inclination angles at $H=0$ at a) $\alpha = 0$, at $Ra=10^6$, b) $\alpha = 15$, at $Ra=10^6$ c) $\alpha = 30$, at $Ra=10^6$.

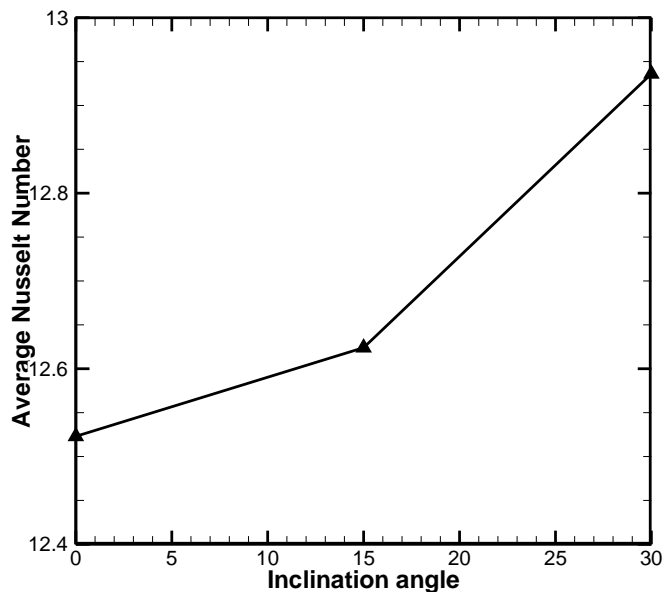


Fig. 7 The effect of inclination angle on the average Nusselt number at $Ra = 10^6$, $H = 0$

For the case in which the cylinder is at the center of the parallelogramic enclosure at low Rayleigh number (i.e., [$Ra = 10^4$ and $H = 0$]), the strength of the fluid flow circulation will rise from $\psi = 0.86398$ into $\psi = 1.0978$ as the inclination angle will rise from $\alpha = 0$ to $\alpha = 30$. While at [$Ra = 10^6$ and $H = 0$], the strength of the circulation decreases from $\psi = 15.893$ into $\psi = 14.718$. Now for $Ra = 10^4$, when the cylinder transfer in the vertical positive direction, the size vortices start to increase in the region below the internal hot cylinder.

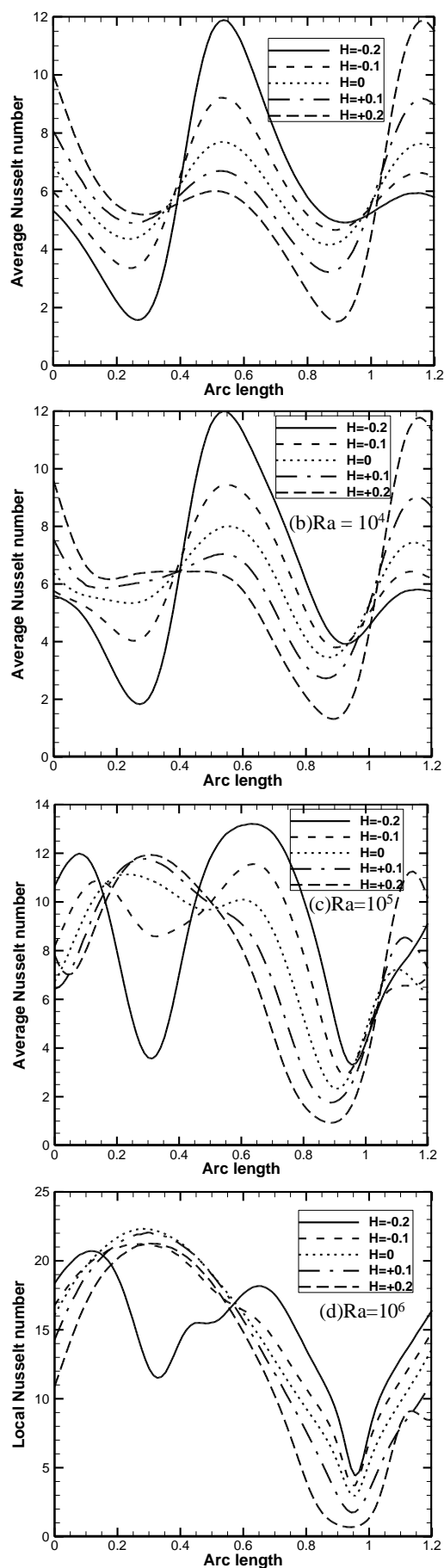


Fig. 8 Local Nusselt number along the hot cylinder for various cylinder vertical location for various Rayleigh number at $\alpha=30$.

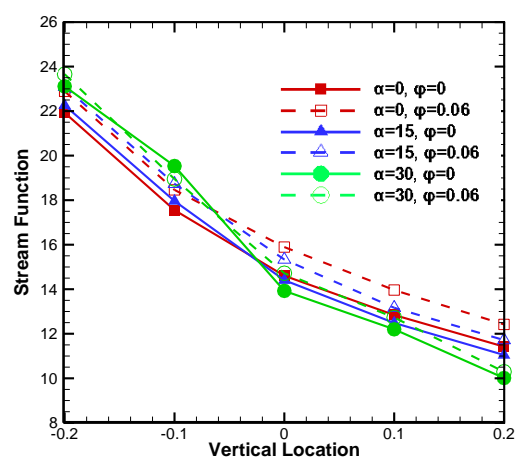


Fig. 9 Stream function versus the vertical location of the circular cylinder under various inclination angles and nanofluid concentrations

The physical reason behind that is due to the space between the cylinder and the upper wall of the enclosure will diminish which leads to push the vortices to spread below the inner cylinder. When $\alpha=0$ and as the cylinder moves in the positive direction with an increasing in the vertical locations from $[H = +0.1]$ to $[H = +0.2]$, the strength of the fluid flow circulation will improve from $\Psi = 0.91188$ to $\Psi = 0.98574$. The same observation is obtained when the inclination angle $\alpha=15$. For example the stream function increases from $\psi=1.0792$ into $\psi=1.1103$. While the behavior is inverted completely for $\alpha=30$. It is obtained that the stream function is decreases from $\Psi = 1.1538$ into $\Psi = 1.1332$ as the vertical location increases from $[H = +0.1]$ to $[H = +0.2]$. The maximum strength is obtained at $H=+0.1$ for $\alpha=30$ while the minimum stream function for the fluid flow filed is obtained for $H=+0.1$ at $\alpha=0$. At $[Ra=10^6]$ and for various inclination angles [i.e., $\alpha=0, \alpha=15$ and $\alpha=30$], it is obtained that the flow strength is reduced for all inclination angles when the circular cylinder move upward $[H=+0.1]$ to $[+H=0.2]$. In this case, the maximum flow circulation strength can be obtained for $\alpha=0$ at $H=+0.1$ which is $\psi=13.964$. While the minimum is for $\alpha=30$ at $H=+0.2$ which is $\psi=10.369$. It is important to examine that the symmetric property of shapes vortices is seen for $\alpha=0$, while it is gradually diminished as the inclination angles increases to $\alpha=15$ and $\alpha=30$.

From the other hand, for $Ra = 10^4$, when the cylinder moves vertically downward, the vortices size start to increases in the region above the inner hot cylinder. The physical reason behind that is due to the space between the cylinder and the lower wall of the enclosure will decrease leading to push the vortices to extend above the inner cylinder. It may be noted that the angle of inclination has significant effect on the shapes of the flow circulations. For example, when $\alpha=0$, the shapes of streamlines are identical. While increasing inclination angle to $\alpha=15$ and $\alpha=30$ makes the shapes unsymmetrical. Now for $Ra=10^4$ when the circular cylinder moving downward vertically [i.e. $H=-0.1$ and $H=-0.2$], the strength of the flow circulations increases from $\Psi = 1.1953$ to $\Psi = 1.5882$ when the cylinder move from $H=-0.1$ to $H=-0.2$, respectively at $\alpha=0$. The same observation is obtained for $\alpha=15$ while the behavior is reverse for $\alpha=30$ where the strength of the flow circulation decreases from $\Psi = 1.0043$ to $\psi=0.65035$ when circular cylinder move vertically from $H=-0.1$ to $H=-0.2$. The maximum strength of the flow is obtained at $\alpha=0, H=-0.2$ which it is $\Psi = 1.5882$ and the minimum is at $\alpha=30, H=-0.2$ which is $\Psi = 0.65035$. At $Ra=10^6$, the strength of the flow circulation increases for all the inclination angles [i.e., $\alpha=0, \alpha=15$ and $\alpha=30$], when the cylinder moves vertically downward from $H=-0.1$ to $H=-0.2$. The maximum strength of the flow is obtained for $\alpha=30, H=+0.2$ which they are $\Psi = 23.658$ and the minimum is at $\alpha=30, H=0$ which is $\Psi = 14.718$. With respect to the effect of inclination angle and vertical location on isotherms contours is less than the effect of Rayleigh number, so that the next section will discuss the effect of Rayleigh number on heat transfer and fluid flow.

4.2 Effect of Rayleigh number

Figs. 10 - 15 illustrate the isotherms (left) and streamlines (right) for different vertical location of circular cylinder (H), Rayleigh numbers and inclination angle. When the Rayleigh number is low, for example when $Ra = 10^4$, the circulation is weak as illustrated in Fig. 10, 12 and 14 for parallelogramic enclosure when the angle is 0, 15, 30, respectively. The physical reason behinds that is due to slight effect of the natural convection. Generally, the fluid flow behavior and heat transfer characteristics are presented by two major rotating vortices around the inner hot cylinder. The vortices which represented the currents of the natural convection are generated by temperature and density differences between the hot cylinder body and the cold walls of the parallelogramic enclosure. Regarding the isotherms contours, they seem like horizontal lines for low Rayleigh numbers ($Ra = 10^4$) because the conduction heat transfer mode is dominated. It is also noted that the thermal boundary layer thickness is very slight for low Rayleigh numbers under various vertical location and inclination angle. The maximum stream function is for parallelogramic enclosure with $\alpha=0$ and $H=-0.2$, $\Psi = 1.4$. As Rayleigh numbers jumped into $Ra = 10^6$, both streamlines and isotherms contours completely changes from the uniform shapes into non-uniform shapes as demonstrated in Figs. 11, 13, 15. In this case, the convection effect becomes very strong and the thermal boundary layer thickness increases. The stream function values increase highly in a comparison with their corresponding for low Rayleigh numbers. It is found that the maximum stream function is $\Psi = 24$ for $\alpha=30$ and $H=-0.2$. In the last of this discussion it is noted that the Rayleigh number plays an important role in the heat transfer enhancement and in the controlling of the shapes of both streamlines and isotherms.

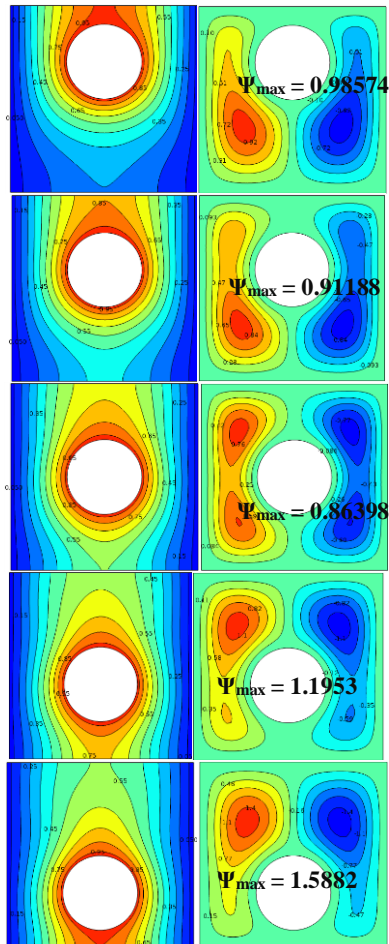


Fig. 10 Variations of isotherms and streamlines for different $H = +0.2, +0.1, 0, -0.1, -0.2$, respectively at $Ra=10^4$

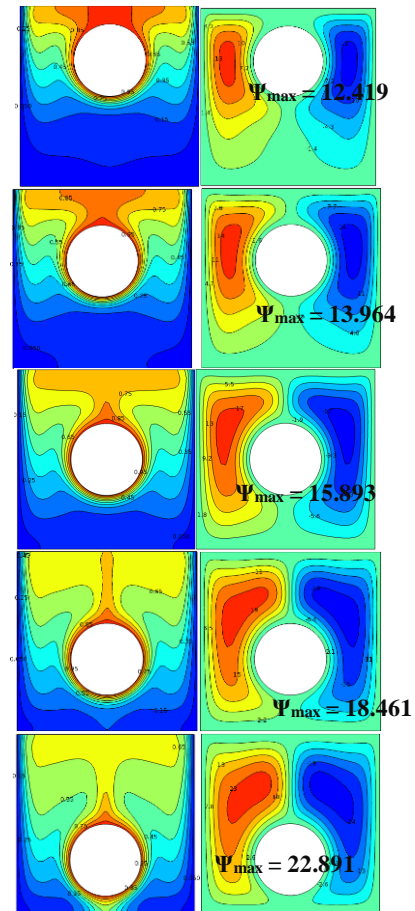


Fig. 11 Variations of isotherms and streamlines for different $H = +0.2, +0.1, 0, -0.1, -0.2$, at $Ra=10^6$

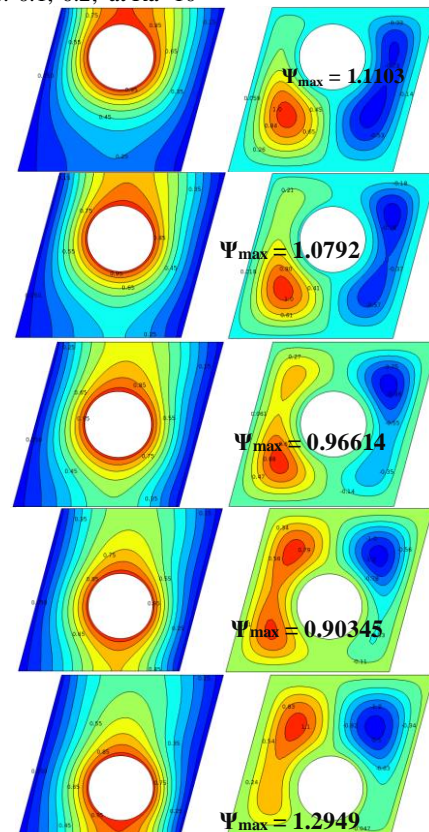


Fig. 12 Variations of isotherms and streamlines for different $H = +0.2, +0.1, 0, -0.1, -0.2$, at $Ra=10^4$

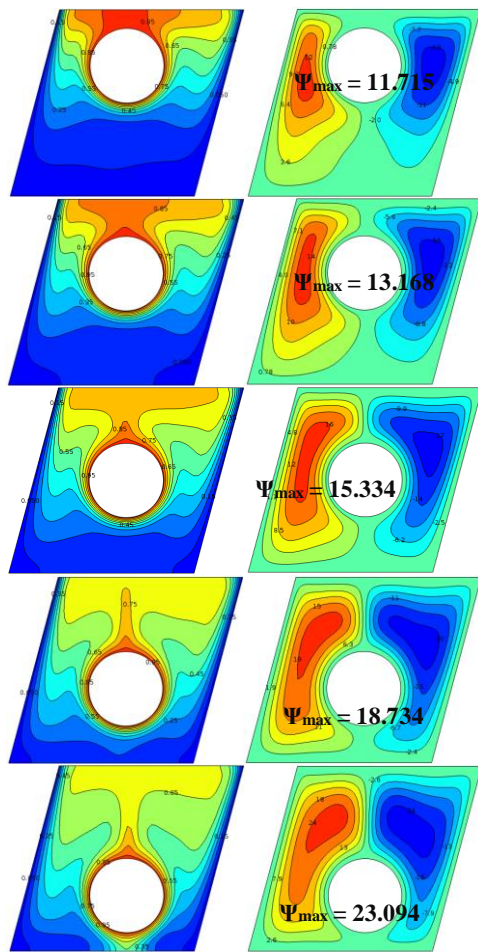


Fig. 13 Variations of isotherms and streamlines for different $H = +0.2, +0.1, 0, -0.1, -0.2$, at $Ra=10^6$

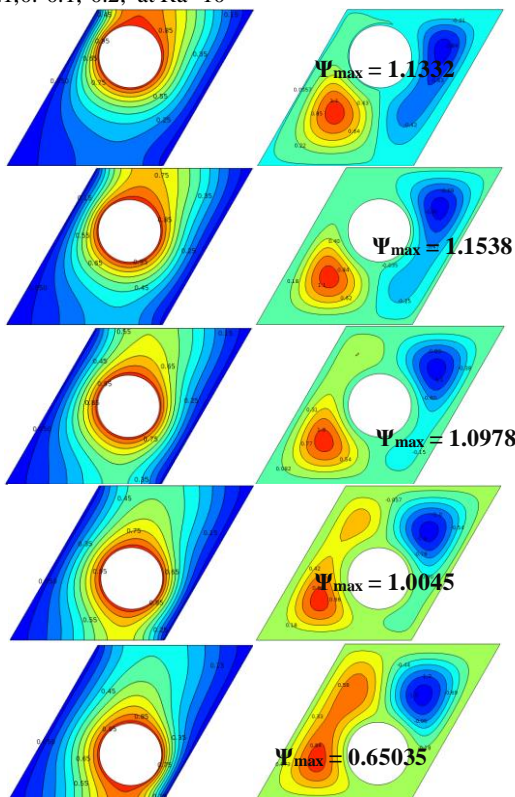


Fig. 14 Variations of isotherms and streamlines for different $H = +0.2, +0.1, 0, -0.1, -0.2$, at $Ra=10^4$

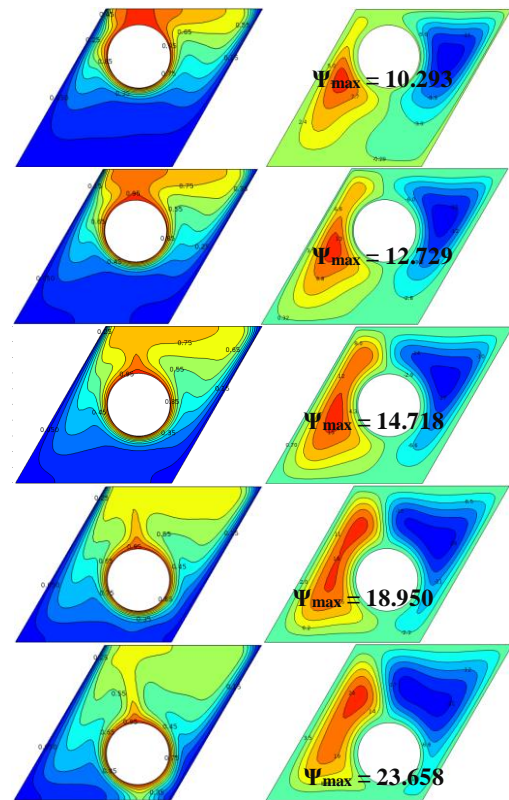


Fig. 15 Variations of isotherms and streamlines for different $H = +0.2, +0.1, 0, -0.1, -0.2$, at $Ra=10^6$

It can be noticed from Fig. 16 that when the inclination angle is $\alpha=30$ at $H=-0.1$, the heat transfer rate is better more than that of $\alpha=0$, $\alpha=15$ for all values of Rayleigh numbers. So that we will consider the parallelogramic enclosure for $\alpha=30$ when the vertical location is $H=0.1$ to investigate the effect of nanofluid concentration on the heat transfer enhancement.

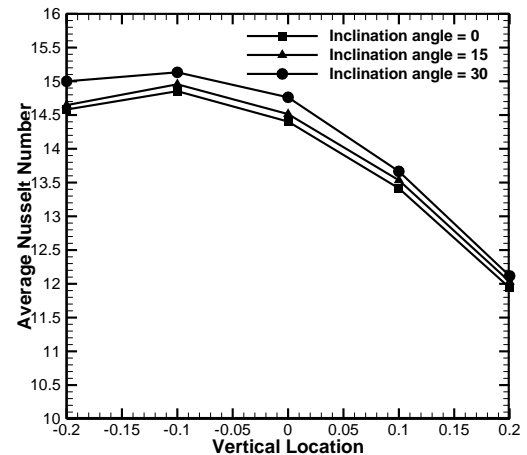


Fig. 16 Average Nusselt number of hot cylinder for various vertical location of cylinder under various inclination angles at $Ra=10^6$

4.3 Effect of solid volume fraction of nanoparticle

Figs. 17-19 demonstrate the streamlines Ψ and isotherms θ for different nanoparticle concentrations when the inclination angle is 0, 15, 30 at $Ra = 10^6$. The streamlines and isotherms for base fluid (water only) and nanofluid (Cu-water) are presented in two different colors to illustrate the effect of nanofluid on the fluid flow strength and heat transfer rate. The red color is for the base fluid while the green is for the nanofluid. It can be noted that as the nanofluid is used, the fluid flow strength will increase for various inclinations angles. The reason behind this, is that as the thermal energy will increase leading to increase the velocity of

the fluid and increase the stream function. For example, when the nanofluid volume fraction increases from $\phi = 0$ into 0.06, the stream function increases from $\Psi = 21.926$ into $\Psi = 22.891$ for parallelogramic enclosure at $\alpha=0$. The same behaviour is observed for all inclination angles. The nanofluid also increases the local nusselt number for various Rayleigh number as showed in Fig. 20. Fig. 21 depicts the effect of inclination angles and vertical location on the stream function for base fluid (water only) and nanofluid. It may be noted that as the cylinder moves vertically upward, the fluid flow strength will decrease for all inclination angles. On the other hand, solid volume fraction addition will increase the stream function more than that for the base fluid. This is due to increases in the kinematic energy and the thermal transport when the nanoparticle is used. However it is found that when the cylinder is located at a distance $H=-0.1$ from the center of the parallelogram with nanoparticle will be the optimum in the enhancing of heat transfer. Fig. 21 shows the effect of the solid volume fraction on the heat transfer enhancement in terms of average nusselt number for various inclination angles and Rayleigh number at $H=-0.2$. As illustrated before, as the Rayleigh number increases, the convection heat transfer will be dominated leading to increase the average nusselt number. It is obtained also, that the effect of nanoparticle will increase the Nusselt number which enhances the heat transfer rate.

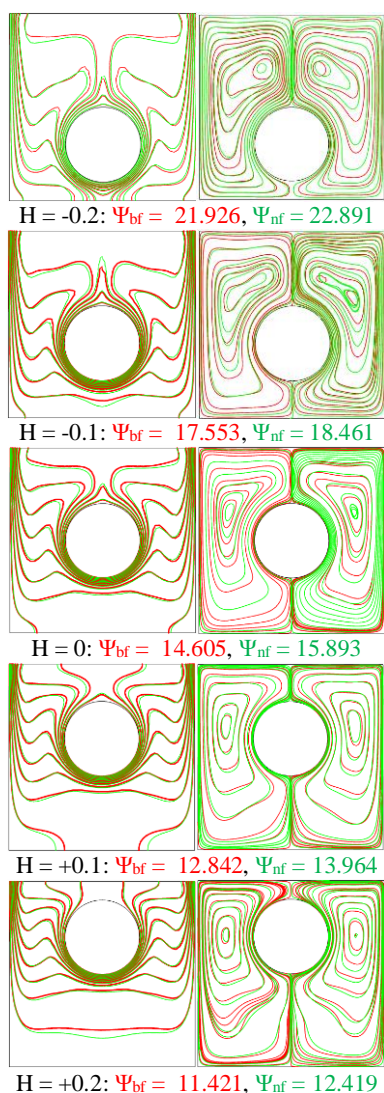


Fig. 17 isotherms (left) and streamlines (right) for parallelogramic enclosure at $\alpha = 0$, different vertical wall locations of circular cylinder at $Ra = 10^6$.

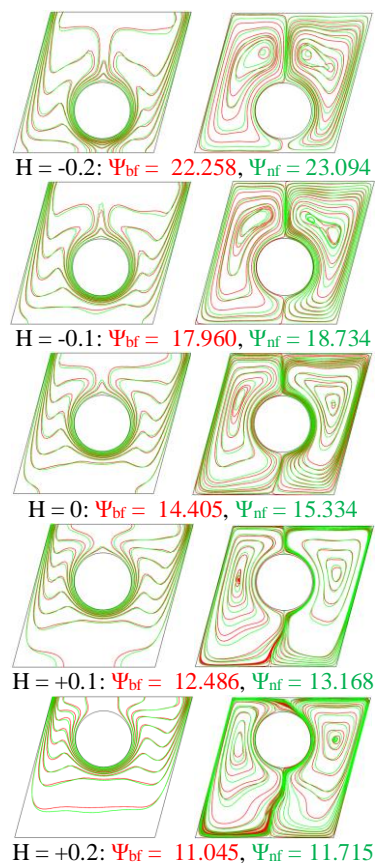


Fig. 18 isotherms (left) and streamlines (right) for parallelogramic enclosure at $\alpha = 15$, different vertical wall locations of circular cylinder at $Ra = 10^6$.

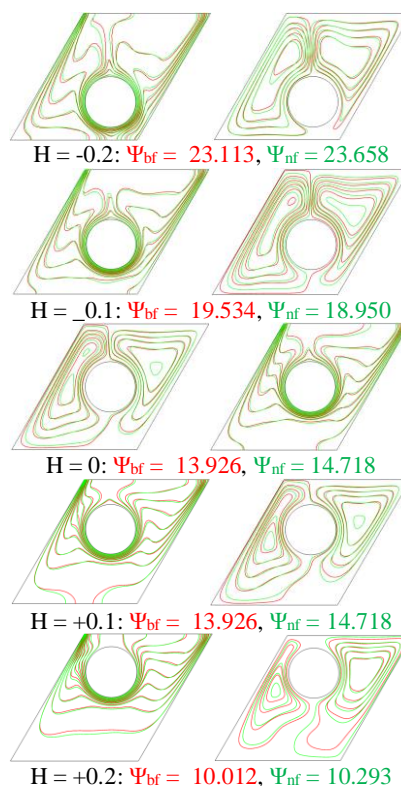


Fig. 19 isotherms (left) and streamlines (right) for parallelogramic enclosure at $\alpha = 30$, different vertical wall locations of circular cylinder at $Ra = 10^6$.

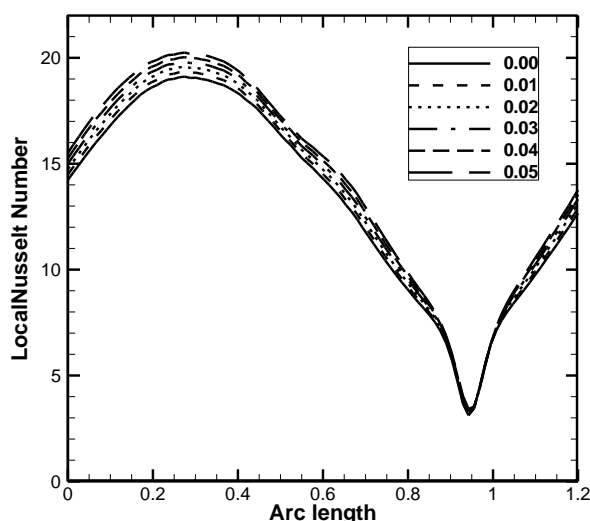


Fig. 20 The effect of nanofluid concentration on the local nusselt number profile along the circular cylinder arc at various Rayleigh numbers.

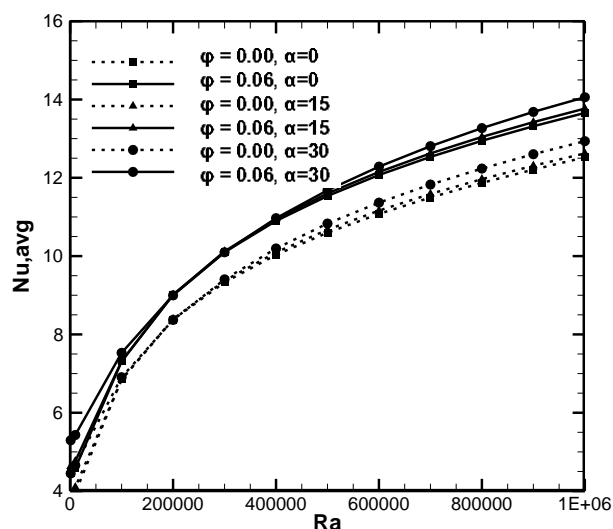


Fig. 21 average Nusselt number variation with Rayleigh number for different nanofluid concentration and inclination angle

5. CONCLUSIONS

Numerical investigations to study the fluid flow and heat transfer characteristics in a parallelogramic enclosure containing a hot circular cylinder using nanofluids for natural convection flow were carried out using finite element method. The following findings can be summarized:

- 1- As the Rayleigh number increases, both the fluid flow strength which is presented in terms of maximum stream function and the isotherms line increase dramatically.
- 2- The heat transfer mechanism will be transferred from conductive mode into convective at higher values of the Rayleigh number.
- 3- The inclination angle of the parallelogramic enclosure influence highly on the fluid flow distribution. For example, when the inclination angle is zero, the vortices are symmetrical around the hot cylinder. But when the angle of inclination increases, various shapes of vortices and isotherms line are observed.
- 4- In order to increase the heat transfer rate, it is recommended to move the cylinder vertically downwards until it reaches

[$H=-0.1$] and the inclination angle of the parallelogramic enclosure is 30° .

- 5- The local nusselt number increases as the Rayleigh number increases.
- 6- When the cylinder moves vertically downwards, its Nusselt number will be higher than that when the cylinder moves upwards. When the inclination angle increases, the nusselt number will increase leading to enhance the heat transfer rate.

ACKNOWLEDGEMENTS

We would like to thank Al-Mustaqbal University College for the financial support. We thank the respected editor and reviewers for their constructive comments which clearly enhanced the quality of the manuscript.

NOMENCLATURE

C_p	specific heat (J/kg·K)
g	Gravitational acceleration (m/s ²)
K	thermal conductivity (W/m·K)
W	Length of walls of the cavity
P	Dimensionless pressure
p	Pressure (Pa)
Pr	Prandtl number (ν_f/α_f)
Ra	Rayleigh number
T_c	Temperature of the cold surface (°K)
T_h	Temperature of the hot surface (°K)
Nu	Local Nusselt Number
\overline{Nu}	Average Nusselt Number
U	Dimensionless velocity component in x-direction
u	Velocity component in x-direction (m/s)
v	Velocity component in y-direction (m/s)
X	Dimensionless coordinate in horizontal direction
x	Cartesian coordinate in horizontal direction (m)
Y	Dimensionless coordinate in vertical direction
y	Cartesian coordinate in vertical direction (m)

Greek symbols

α	Inclination angle
θ	Dimensionless temperature ($(T-T_c)/\Delta T$)
Ψ	Dimensional stream function (m ² /s)
ψ	Dimensionless stream function
μ	Dynamic viscosity (kg·s/m)
ν	Kinematic viscosity (μ/ρ)(Pa·s)
ϕ	Nanoparticle volume fraction (%)
ΔT	Ref. temperature difference
β	Volumetric coefficient of thermal expansion (K ⁻¹)
ρ	Density (kg/m ³)

Subscripts

c	cold
bf	base fluid
p	nanoparticle
nf	nanofluid

REFERENCES

- Aldridge, K., and Yao, H. 2001, "Flow features of natural convection in a parallelogramic enclosure", *International Communications in Heat and Mass Transfer*, **28**, 923-31.
[https://doi.org/10.1016/S0735-1933\(01\)00296-2](https://doi.org/10.1016/S0735-1933(01)00296-2)
- Ali, F. H., Hamzah, H. K., and Abdulkadhim, A. "Numerical study of mixed convection nanofluid in an annulus enclosure

between outer rotating cylinder and inner corrugation cylinder", *Heat Transfer—Asian Research*, 2018;1-18.

<https://doi.org/10.1002/hjt.21387>

Aminossadati, S., and Ghasemi, B. 2009, "Natural convection cooling of a localised heat source at the bottom of a nanofluid-filled enclosure", *European Journal of Mechanics-B/Fluids*, **28**, 630-40.

<https://doi.org/10.1016/j.euromechflu.2009.05.006>

Aminossadati, S. M., and Ghasemi, B. 2011, "Natural convection of water–CuO nanofluid in a cavity with two pairs of heat source–sink", *International Communications in Heat and Mass Transfer*, **38**, 672-78.

<https://doi.org/10.1016/j.icheatmasstransfer.2011.03.013>

Angeli, D., Levoni, P., and Barozzi, G. S. 2008, "Numerical predictions for stable buoyant regimes within a square cavity containing a heated horizontal cylinder", *International journal of heat and mass transfer*, **51**, 553-65.

<https://doi.org/10.1016/j.ijheatmasstransfer.2007.05.007>

Asan, H. 2000, "Natural convection in an annulus between two isothermal concentric square ducts", *International Communications in Heat and Mass Transfer*, **27**, 367-76.

[https://doi.org/10.1016/S0735-1933\(00\)00117-2](https://doi.org/10.1016/S0735-1933(00)00117-2)

Aydin, O., Ünal, A., and Ayhan, T. 1999, "Natural convection in rectangular enclosures heated from one side and cooled from the ceiling", *International Journal of Heat and Mass Transfer*, **42**, 2345-55. [https://doi.org/10.1016/S0017-9310\(98\)00319-6](https://doi.org/10.1016/S0017-9310(98)00319-6)

Bairi, A. 2008, "On the Nusselt number definition adapted to natural convection in parallelogrammic cavities", *Applied Thermal Engineering*, **28**, 1267-71.

<https://doi.org/10.1016/j.applthermaleng.2007.10.025>

Bejan, A. 1984, "Convection heat transfer"

Boulahia, Z., Wakif, A., Chamkha, A. J., and Sehaqui, R. 2017, "Numerical study of natural and mixed convection in a square cavity filled by a Cu–water nanofluid with circular heating and cooling cylinders", *Mechanics & Industry*, **18**, 502.

<https://doi.org/10.1051/meca/2017021>

Boulahia, Z., Wakif, A., and Sehaqui, R. 2017a, "Finite Volume Analysis of Free Convection Heat Transfer in a Square Enclosure Filled by a Cu-Water Nanofluid Containing Different Shapes of Heating Cylinder", *Journal of Nanofluids*, **6**, 761-68.

<https://doi.org/10.1166/jon.2017.1363>

Boulahia, Z., Wakif, A., and Sehaqui, R. 2017b, "Numerical Modeling of Natural Convection Heat Transfer in a Wavy Wall Enclosure Filled by a Cu-water Nanofluid with a Square Cooler", *Journal of Nanofluids*, **6**, 324-33.

<https://doi.org/10.1166/jon.2017.1315>

Boulahia, Z., Wakif, A., and Sehaqui, R. 2018, "Heat transfer and cu-water nanofluid flow in a ventilated cavity having central cooling cylinder and heated from the below considering three different outlet port locations", *Frontiers in Heat and Mass Transfer (FHMT)*, **11**, 11

<http://dx.doi.org/10.5098/hmt.11.11>

Choi, C., Jeong, S., Ha, M. Y., and Yoon, H. S. 2014, "Effect of a circular cylinder's location on natural convection in a rhombus enclosure", *International Journal of Heat and Mass Transfer*, **77**, 60-73.

<https://doi.org/10.1016/j.ijheatmasstransfer.2014.04.071>

Chung, K. C., and Trefethen, L. M. 1982, "Natural convection in a vertical stack of inclined parallelogrammic cavities", *International Journal of Heat and Mass Transfer*, **25**, 277-84.

[https://doi.org/10.1016/0017-9310\(82\)90013-8](https://doi.org/10.1016/0017-9310(82)90013-8)

Das, D., Roy, M., and Basak, T. 2017a, "Studies on natural convection within enclosures of various (non-square) shapes—A review", *International Journal of Heat and Mass Transfer*, **106**, 356-406.

<https://doi.org/10.1016/j.ijheatmasstransfer.2016.08.034>

Das, D., Roy, M., and Basak, T. 2017b, "Studies on natural convection within enclosures of various (non-square) shapes – A review", *International Journal of Heat and Mass Transfer*, **106**, 356-406.

<https://doi.org/10.1016/j.ijheatmasstransfer.2016.08.034>

De, A. K., and Dalal, A. 2006, "A numerical study of natural convection around a square, horizontal, heated cylinder placed in an enclosure", *International Journal of Heat and Mass Transfer*, **49**, 4608-23.

<https://doi.org/10.1016/j.ijheatmasstransfer.2006.04.020>

Ding, H., Shu, C., Yeo, K., and Lu, Z. 2005, "Simulation of natural convection in eccentric annuli between a square outer cylinder and a circular inner cylinder using local MQ-DQ method", *Numerical Heat Transfer, Part A: Applications*, **47**, 291-313.

<https://doi.org/10.1080/10407780590889545>

Evren-Selamet, E., Arpaci, V. S., and Borgnakke, C. 1992, "Simulation of laminar buoyancy-driven flows in an enclosure", *Numerical Heat Transfer*, **22**, 401-20.

<https://doi.org/10.1080/10407789208944775>

Filis, P., and Poulikakos, D. 1986, "An experimental study of the effect of wall temperature nonuniformity on natural convection in an enclosure heated from the side", *International journal of heat and fluid flow*, **7**, 258-65.

[https://doi.org/10.1016/0142-727X\(86\)90003-2](https://doi.org/10.1016/0142-727X(86)90003-2)

Ganzarolli, M. M., and Milanez, L. F. 1995, "Natural convection in rectangular enclosures heated from below and symmetrically cooled from the sides", *International Journal of Heat and Mass Transfer*, **38**, 1063-73.

[https://doi.org/10.1016/0017-9310\(94\)00217-J](https://doi.org/10.1016/0017-9310(94)00217-J)

Garoosi, F., and Hoseinnejad, F. 2016, "Numerical study of natural and mixed convection heat transfer between differentially heated cylinders in an adiabatic enclosure filled with nanofluid", *Journal of Molecular Liquids*, **215**, 1-17.

<https://doi.org/10.1016/j.molliq.2015.12.016>

- Ghasemi, B., and Aminossadati, S. 2010, "Periodic natural convection in a nanofluid-filled enclosure with oscillating heat flux", *International Journal of Thermal Sciences*, **49**, 1-9.
<https://doi.org/10.1016/j.ijthermalsci.2009.07.020>
- Gibanov, N. S., and Sheremet, M. A. 2018, "Natural convection in a cubical cavity with different heat source configurations", *Thermal Science and Engineering Progress*, **7**, 138-45.
<https://doi.org/10.1016/j.tsep.2018.06.004>
- Ha, M. Y., Jung, M. J., and Kim, Y. S. 1999, "Numerical study on transient heat transfer and fluid flow of natural convection in an enclosure with a heat-generating conducting body", *Numerical Heat Transfer: Part A: Applications*, **35**, 415-33.
<https://doi.org/10.1080/104077899275209>
- Hasnaoui, M., Bilgen, E., and Vasseur, P. 1992, "Natural convection heat transfer in rectangular cavities partially heated from below", *Journal of Thermophysics and Heat transfer*, **6**, 255-64.
<https://doi.org/10.2514/3.353>
- Humaira Tasnim, S., Mahmud, S., and Das, P. K. 2002, "Effect of aspect ratio and eccentricity on heat transfer from a cylinder in a cavity", *International Journal of Numerical Methods for Heat & Fluid Flow*, **12**, 855-69.
<https://doi.org/10.1108/09615530210443061>
- Hussain, S. H., and Hussein, A. K. 2010, "Numerical investigation of natural convection phenomena in a uniformly heated circular cylinder immersed in square enclosure filled with air at different vertical locations", *International Communications in Heat and Mass Transfer*, **37**, 1115-26.
<https://doi.org/10.1016/j.icheatmasstransfer.2010.05.016>
- Hussein, A. K., and Mustafa, A. W. 2017, "Natural convection in fully open parallelogrammic cavity filled with Cu–water nanofluid and heated locally from its bottom wall", *Thermal Science and Engineering Progress*, **1**, 66-77.
<https://doi.org/10.1016/j.tsep.2017.03.002>
- Hyun, J. M., and Choi, B. S. 1990, "Transient natural convection in a parallelogram-shaped enclosure", *International journal of heat and fluid flow*, **11**, 129-34.
[https://doi.org/10.1016/0142-727X\(90\)90006-W](https://doi.org/10.1016/0142-727X(90)90006-W)
- Jou, R.-Y., and Tzeng, S.-C. 2006, "Numerical research of nature convective heat transfer enhancement filled with nanofluids in rectangular enclosures", *International Communications in Heat and Mass Transfer*, **33**, 727-36.
<https://doi.org/10.1016/j.icheatmasstransfer.2006.02.016>
- Kang, D. H., Ha, M. Y., Yoon, H. S., and Choi, C. 2013a, "Bifurcation to unsteady natural convection in square enclosure with a circular cylinder at Rayleigh number of 10^7 ", *International journal of heat and mass transfer*, **64**, 926-44.
<https://doi.org/10.1016/j.ijheatmasstransfer.2013.05.002>
- Karimi, F., Xu, H. T., Wang, Z., Yang, M., and Zhang, Y. 2014, "Numerical simulation of unsteady natural convection from heated horizontal circular cylinders in a square enclosure", *Numerical Heat Transfer, Part A: Applications*, **65**, 715-31.
<https://doi.org/10.1080/10407782.2013.846607>
- Khanafar, K., Vafai, K., and Lightstone, M. 2003, "Buoyancy-driven heat transfer enhancement in a two-dimensional enclosure utilizing nanofluids", *International Journal of Heat and Mass Transfer*, **46**, 3639-53.
[https://doi.org/10.1016/S0017-9310\(03\)00156-X](https://doi.org/10.1016/S0017-9310(03)00156-X)
- Kim, B., Lee, D., Ha, M., and Yoon, H. 2008, "A numerical study of natural convection in a square enclosure with a circular cylinder at different vertical locations", *International Journal of Heat and Mass Transfer*, **51**, 1888-906.
<https://doi.org/10.1016/j.ijheatmasstransfer.2007.06.033>
- Kumar, S., Prasad, S. K., and Banerjee, J. 2010, "Analysis of flow and thermal field in nanofluid using a single phase thermal dispersion model", *Applied Mathematical Modelling*, **34**, 573-92.
<https://doi.org/10.1016/j.apm.2009.06.026>
- Lee, J., Ha, M., and Yoon, H. 2010, "Natural convection in a square enclosure with a circular cylinder at different horizontal and diagonal locations", *International Journal of Heat and Mass Transfer*, **53**, 5905-19.
<https://doi.org/10.1016/j.ijheatmasstransfer.2010.07.043>
- Lee, J. R., and Ha, M. Y. 2005, "Numerical simulation of natural convection in horizontal enclosure with heat-generating conducting body", *Transactions of the Korean Society of Mechanical Engineers B*, **29**, 441-52.
<https://doi.org/10.1016/j.ijheatmasstransfer.2006.01.010>
- Lee, J. R., Ha, M. Y., Balachandar, S., Yoon, H. S., and Lee, S. S. 2004, "Natural convection in a horizontal layer of fluid with a periodic array of square cylinders in the interior", *Physics of Fluids*, **16**, 1097-117.
<https://doi.org/10.1063/1.1649989>
- Mahmoodi, M., and Sebdani, S. M. 2012, "Natural convection in a square cavity containing a nanofluid and an adiabatic square block at the center", *Superlattices and Microstructures*, **52**, 261-75.
<https://doi.org/10.1016/j.spmi.2012.05.007>
- Moukalled, F., and Acharya, S. 1996, "Natural convection in the annulus between concentric horizontal circular and square cylinders", *Journal of Thermophysics and Heat Transfer*, **10**, 524-31.
<https://doi.org/10.2514/3.820>
- Mun, G. S., Park, Y. G., Yoon, H. S., Kim, M., and Ha, M. Y. 2017, "Natural convection in a cold enclosure with four hot inner cylinders based on diamond arrays (Part-I: Effect of horizontal and vertical equal distance of inner cylinders)", *International journal of heat and mass transfer*, **111**, 755-70.
<https://doi.org/10.1016/j.ijheatmasstransfer.2017.04.004>
- November, M., and Nansteel, M. 1987, "Natural convection in rectangular enclosures heated from below and cooled along one

side", *International Journal of Heat and Mass Transfer*, **30**, 2433-40.

[https://doi.org/10.1016/0017-9310\(87\)90233-X](https://doi.org/10.1016/0017-9310(87)90233-X)

Öğüt, E. B. 2009, "Natural convection of water-based nanofluids in an inclined enclosure with a heat source", *International Journal of Thermal Sciences*, **48**, 2063-73.

<https://doi.org/10.1016/j.ijthermalsci.2009.03.014>

Oh, J. Y., Ha, M. Y., and Kim, K. C. 1997, "Numerical study of heat transfer and flow of natural convection in an enclosure with a heat-generating conducting body", *Numerical Heat Transfer, Part A Applications*, **31**, 289-303.

<https://doi.org/10.1080/10407789708914038>

Oztop, H. F., and Abu-Nada, E. 2008, "Numerical study of natural convection in partially heated rectangular enclosures filled with nanofluids", *International journal of heat and fluid flow*, **29**, 1326-36.

<https://doi.org/10.1016/j.ijheatfluidflow.2008.04.009>

Park, Y., Ha, M., and Yoon, H. 2013, "Study on natural convection in a cold square enclosure with a pair of hot horizontal cylinders positioned at different vertical locations", *International Journal of Heat and Mass Transfer*, **65**, 696-712.

<https://doi.org/10.1016/j.ijheatmasstransfer.2013.06.059>

Peng, Y., Chew, Y., and Shu, C. 2003, "Numerical simulation of natural convection in a concentric annulus between a square outer cylinder and a circular inner cylinder using the Taylor-series-expansion and least-squares-based lattice Boltzmann method", *Physical Review E*, **67**, 026701.

<https://doi.org/10.1103/PhysRevE.67.026701>

Roychowdhury, D., Das, S. K., and Sundararajan, T. 2002, "Numerical simulation of natural convective heat transfer and fluid flow around a heated cylinder inside an enclosure", *Heat and mass transfer*, **38**, 565-76.

<https://doi.org/10.1007/s002310100210>

Saleh, H., Basriati, S., and Hashim, I. 2011, "Solutions of natural convection of nanofluids in a parallelogrammic enclosure by finite difference method", *Jurnal Matematika dan Sains*, **16**, 77-81.

Seki, N., Fukusako, S., and Yamaguchi, A. 1983, "An Experimental Study of Free Convective Heat Transfer in a Parallelogrammic Enclosure", *Journal of heat transfer*, **105**, 433-39.

<https://doi.org/10.1115/1.3245603>

Selimefendigil, F., and Öztop, H. F. 2014, "Numerical study of MHD mixed convection in a nanofluid filled lid driven square enclosure with a rotating cylinder", *International Journal of Heat and Mass Transfer*, **78**, 741-54.

<https://doi.org/10.1016/j.ijheatmasstransfer.2014.07.031>

Sheikholeslami, M. 2018a, "Application of Darcy law for nanofluid flow in a porous cavity under the impact of Lorentz forces", *Journal of Molecular Liquids*, **266**, 495-503.

<https://doi.org/10.1016/j.molliq.2018.06.083>

Sheikholeslami, M. 2018b, "Influence of magnetic field on Al₂O₃-H₂O nanofluid forced convection heat transfer in a porous lid driven cavity with hot sphere obstacle by means of LBM", *Journal of Molecular Liquids*

<https://doi.org/10.1016/j.molliq.2018.04.111>

Sheikholeslami, M., Gorji-Bandpay, M., and Ganji, D. 2012, "Magnetic field effects on natural convection around a horizontal circular cylinder inside a square enclosure filled with nanofluid", *International Communications in Heat and Mass Transfer*, **39**, 978-86.

<https://doi.org/10.1016/j.icheatmasstransfer.2012.05.020>

Sheikholeslami, M., Gorji-Bandpy, M., Ganji, D., Soleimani, S., and Seyyedi, S. 2012, "Natural convection of nanofluids in an enclosure between a circular and a sinusoidal cylinder in the presence of magnetic field", *International Communications in Heat and Mass Transfer*, **39**, 1435-43.

<https://doi.org/10.1016/j.icheatmasstransfer.2012.07.026>

Sheikholeslami, M., Shehzad, S., Li, Z., and Shafee, A. 2018, "Numerical modeling for alumina nanofluid magnetohydrodynamic convective heat transfer in a permeable medium using Darcy law", *International Journal of Heat and Mass Transfer*, **127**, 614-22.

<https://doi.org/10.1016/j.ijheatmasstransfer.2018.07.013>

Sheikholeslami, M., Vajravelu, K., and Rashidi, M. M. 2016, "Forced convection heat transfer in a semi annulus under the influence of a variable magnetic field", *International journal of heat and mass transfer*, **92**, 339-48.

<https://doi.org/10.1016/j.ijheatmasstransfer.2015.08.066>

Shu, C., Xue, H., and Zhu, Y. 2001, "Numerical study of natural convection in an eccentric annulus between a square outer cylinder and a circular inner cylinder using DQ method", *International Journal of Heat and Mass Transfer*, **44**, 3321-33.

[https://doi.org/10.1016/S0017-9310\(00\)00357-4](https://doi.org/10.1016/S0017-9310(00)00357-4)

Shu, C., and Zhu, Y. 2002, "Efficient computation of natural convection in a concentric annulus between an outer square cylinder and an inner circular cylinder", *International journal for numerical methods in fluids*, **38**, 429-45.

<https://doi.org/10.1002/fld.226>

Valencia, A., and Frederick, R. L. 1989, "Heat transfer in square cavities with partially active vertical walls", *International Journal of Heat and Mass Transfer*, **32**, 1567-74.

[https://doi.org/10.1016/0017-9310\(89\)90078-1](https://doi.org/10.1016/0017-9310(89)90078-1)

Wakif, A., Boualahia, Z., Mishra, S., Rashidi, M. M., and Sehaqui, R. 2018, "Influence of a uniform transverse magnetic field on the thermo-hydrodynamic stability in water-based nanofluids with metallic nanoparticles using the generalized Buongiorno's mathematical model", *The European Physical Journal Plus*, **133**, 181.

<https://doi.org/10.1140/epjp/i2018-12037-7>

Wakif, A., Boualahia, Z., and Sehaqui, R. 2017, "Numerical analysis of the onset of longitudinal convective rolls in a porous medium saturated by an electrically conducting nanofluid in the

presence of an external magnetic field", *Results in physics*, **7**, 2134-52.

<https://doi.org/10.1016/j.rinp.2017.06.003>

Wakif, A., Boulahia, Z., and Sehaqui, R. 2018, "A semi-analytical analysis of electro-thermo-hydrodynamic stability in dielectric nanofluids using Buongiorno's mathematical model together with more realistic boundary conditions", *Results in physics*, **9**, 1438-54.

<https://doi.org/10.1016/j.rinp.2018.01.066>

Warrington, R., and Powe, R. 1985, "The transfer of heat by natural convection between bodies and their enclosures", *International journal of heat and mass transfer*, **28**, 319-30.

[https://doi.org/10.1016/0017-9310\(85\)90065-1](https://doi.org/10.1016/0017-9310(85)90065-1)

Xu, X., Yu, Z., Hu, Y., Fan, L., and Cen, K. 2010, "A numerical study of laminar natural convective heat transfer around a horizontal cylinder inside a concentric air-filled triangular enclosure", *International journal of heat and mass transfer*, **53**, 345-55.

<https://doi.org/10.1016/j.ijheatmasstransfer.2009.09.023>