



ARTICLE

Vanillin Based Polymers: VI. *Poly*(hydrovanilloin-furfural) and *Poly*(hydrovanilloin-5-hydroxymethylfurfural)

Ananda S. Amarasekara^{1,2,*}, Gabriel Murillo Morales^{1,2} and Raghava R. Kommalapati^{2,3}

¹Department of Chemistry, Prairie View A&M University, 700 University Drive, Prairie View, TX 77446, USA

²Center for Energy & Environmental Sustainability, Prairie View A&M University, 700 University Drive, Prairie View, TX 77446, USA

³Department of Civil and Environmental Engineering, Prairie View A&M University, 700 University Drive, Prairie View, TX 77446, USA

*Corresponding Author: Ananda S. Amarasekara. Email: asamarasekara@pvamu.edu

Received: 31 March 2024 Accepted: 30 July 2024 Published: 25 September 2024

ABSTRACT

Renewable resources based polymers provides a sustainable alternative to petroleum derived polymeric materials. As a part of our series on synthesis of vanillin based renewable polymers, we report the synthesis of *poly*(hydrovanilloin-furfural) [*poly*(HVL-Fur)] and *poly*(hydrovanilloin-5-hydroxymethylfurfural) [*poly*(HVL-5-HMF)]. Vanillin was dimerized to a mixtures of *meso*/*DL*-hydrovanilloins with 94% *meso* product by electrochemical reductive coupling in aqueous sodium hydroxide using lead electrodes in quantitative yield. Then sodium hydroxide catalyzed condensation of hydrovanilloin with furfural in water at 80°C for 72 h was used to synthesize *poly*(HVL-Fur) with $M_w = 8600 \text{ g mol}^{-1}$, PDI = 1.28 in 78% yield. Similarly, condensation of hydrovanilloin with 5-hydroxymethylfurfural at 80°C for 48 h produced *poly*(HVL-5-HMF) with $M_w = 12,100 \text{ g mol}^{-1}$, PDI = 1.27 in 68% yield. *poly*(HVL-Fur) and *poly*(HVL-5-HMF) showed similar T_g values of 59°C and 60°C, respectively; whereas melting behaviors are dissimilar with T_m 171°C–173°C and 148°C–182°C, respectively.

KEYWORDS

Vanillin; hydrovanilloin; furfural; 5-hydroxymethylfurfural; renewable polymers

1 Introduction

The synthesis of new polymeric materials from renewable resources based monomers is a contemporary research interest with the potential to replace or substitute currently used petrochemical resources based polymers and plastics [1–3]. A wide range of bio-based feedstock chemicals or monomers are under experimentation in this grand scheme and which includes triglycerides or fatty acids from vegetable oils [4,5] cellulose and hemicellulose derived feedstocks such as furfural [6], 5-hydroxymethylfurfural [7], 2,5-furandicarboxylic acid or its derivatives [8,9], levulinic acid [10], 1,3-propanediol [11], fermentation products like lactic acid [12], as well as lignin derived phenolic compounds. Lignin derived phenolics are a relatively less explored class among these new generation of chemicals in comparison to other bio-based feedstocks. The lignin fraction in lignocellulosic biomass can be depolymerized by enzymatic as well as chemical methods to a mixture of phenolic compounds [13,14]. Some of the major lignin derived



aromatic feedstocks are vanillin, eugenol, *p*-coumaryl alcohol, ferulic acid, syringyl alcohol and coniferyl alcohol [15,16]. Among many aromatics and phenols derived from lignin, vanillin (**1**, Fig. 1) has drawn the most attention due to its abundance among other lignin degradation products as well as the presence of active phenol and aldehyde functional groups in a 1,4-arrangement.

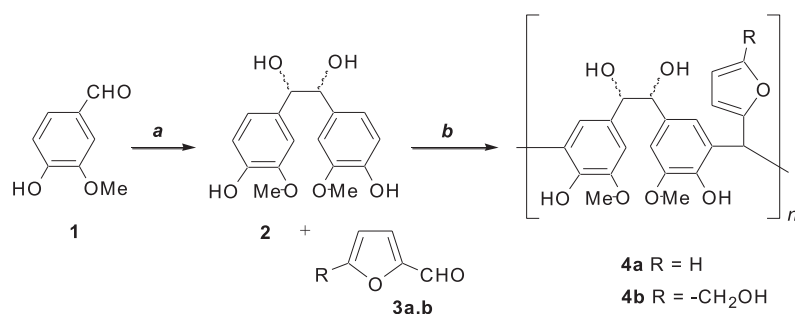


Figure 1: Synthesis of *poly*(HVL-Fur) (**4a**) and *poly*(HVL-5-HMF) (**4b**). a: electrolysis in 1.25 M aqueous NaOH, 0.164 M vanillin, Pb electrodes, 7.5 V, 3 h, 25°C., b: NaOH, 80°C, 24–72 h

Several research groups have used lignin derived sustainable feedstocks for the preparation of novel polymeric materials [17,18]. Some of the notable lignin based polymer synthesis includes the preparation of thermosetting resins and plastics [19], hydrogels [20], bis(cyanate) ester based polymers [21], vanillic acid polyesters [22,23], and vanillin-oxime derived terpolymer resins [24]. In another example, Mialon and co workers have used dihydroferulic acid synthesized from vanillin for the preparation of polyesters [25]. In this study, Perkin reaction of vanillin with acetic anhydride followed by hydrogenation was used to prepare acetyldihydroferulic acid; then polymerized to *poly*(dihydroferulic acid), which exhibits thermal properties similar to those of polyethylene terephthalate (PET) [25]. Vanillin can be dimerized by reductive coupling in the aldehyde group to give hydrovanilloin [1,2-bis-(4-hydroxy-3-methoxy-phenyl)-ethane-1,2-diol, **2**, Fig. 1] or by oxidative coupling at the 6 position to produce divanillin. The hydrovanilloin synthesis can be carried out by electrochemical reduction discovered by Pearl in 1952 [26] or by a low-valent titanium coupling using TiCl₄-Mn [27]. Hydrovanilloin (**2**) with a symmetrical structure containing reactive alcohol and phenol functional group is an attractive monomer and a potential renewable resource based replacement for toxic *bis*-phenols and petroleum-derived compounds. In fact, several research groups have seen the potential of this sustainable *bis*-phenol and reported the use in synthesis of some new generation sustainable polymers [18].

Furfural (**3a**) and 5-hydroxymethylfurfural (5-HMF, **3b**) in Fig. 2 are two well-known biomass derived furan aldehydes that can be prepared by dehydration of monosaccharides obtained in the depolymerization of hemicellulose and cellulose fractions of biomass [28–30]. Catalytic upgrading of these biofurans to chemical feedstocks or monomers and polymerization to produce sustainable polymers is an extensively studied subject [31,32]. However, only a few research groups have studied the potential use of furfural as an alternative to formaldehyde in the synthesis of phenol or lignin formaldehyde resins as well as melamine formaldehyde resins in attempts to avoid the use of formaldehyde due to harmful health effects due to exposure to this volatile chemical [33–35]. Furthermore, the potential health hazards in the use of formaldehyde derived resins as adhesives in wood-based panels in indoor environments have caught attention in recent years promoting the urgent need to develop alternative bio-based phenol resins for limiting volatile organic compounds in the environments [36]. In an effort to find substitutes, Liu et al. have recently reported the synthesis of a resorcinol–furfural thermosetting resin with relatively fast gel formation speed and a curing temperature of about 149°C [35]. In another example, Dongre and co-workers reported the synthesis lignin-furfural resin adhesives from sugar maple wood lignin [37]. In

another recent study, Yang and co workers showed methods for the production of renewable phenolic resins from lignin-derived monomers without using formaldehyde as a coupling agent [38]. In this instance the lignin derived vanillin, methyl vanillate, syringaldehyde were first reduced to vanillyl alcohol and syringic alcohol using lithium aluminum hydride. Next, these alcohols were polymerized with furfural using oxalic acid as the catalyst [38]. Furthermore, the authors have reported that these new lignin-derived monomer-furfural resins exhibit excellent adhesion strengths of about 6 MPa and T_g values in the range 107°C–115°C with good thermal stabilities [38].

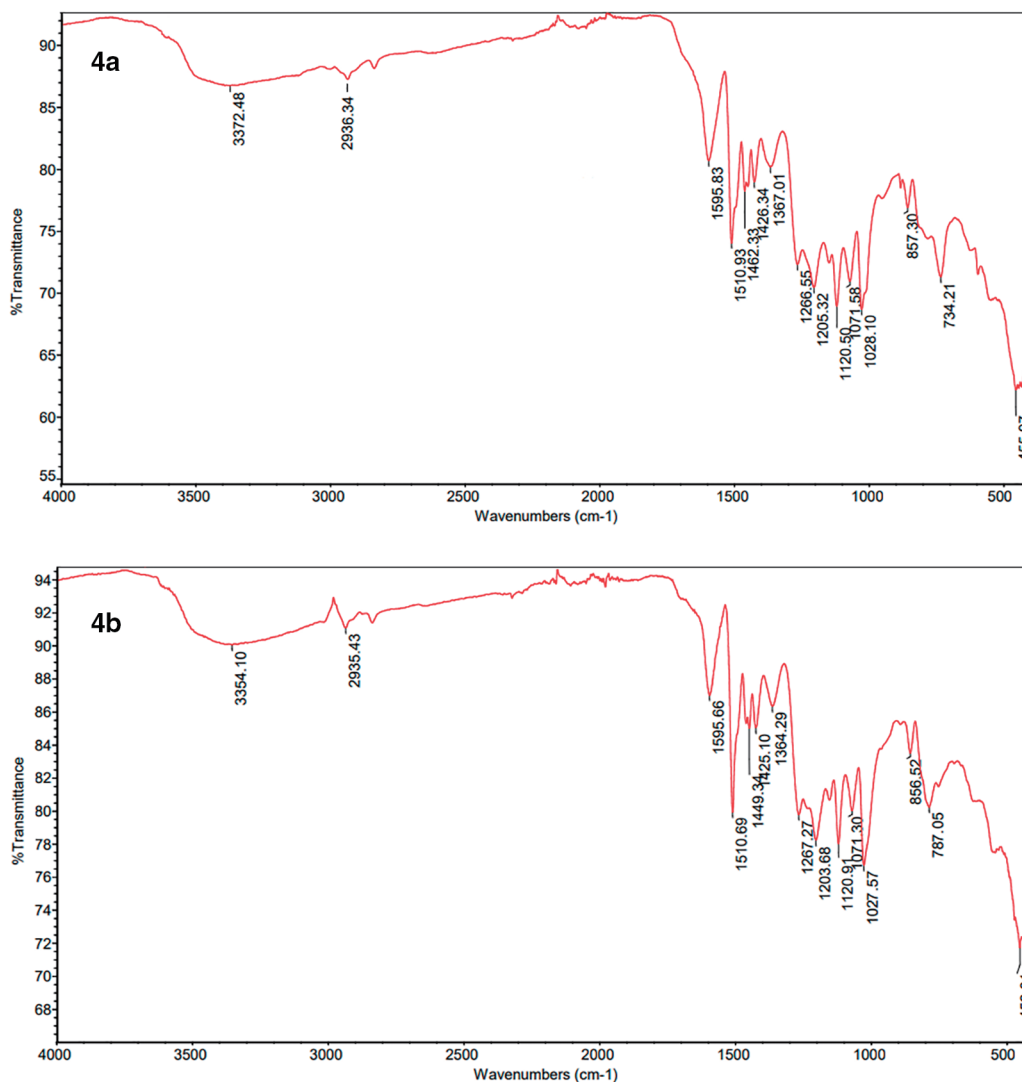


Figure 2: FT-IR spectra of *poly*(HVL-Fur) (**4a**) and *poly*(HVL-5-HMF) (**4b**)

Our interest in the development of synthetic methods for new renewable polymeric materials has led us to study the potential of a number of lignocellulosic biomass derived feedstocks. Under this program we have shown that *poly*(vanillin) can be prepared by electrochemical polymerization of divanillin in aqueous sodium hydroxide solution, where the divanillin was synthesized by a horseradish peroxidase catalyzed dimerization of vanillin [39]. In another example, base catalyzed condensation of hydrovanilloin with aqueous formaldehyde was used to prepare a linear polymer with $M_n \sim 10,000$ g mol⁻¹, in 91% yield [40].

Furthermore, recently we have shown that hydrovanilloin can be used to prepare *poly*(hydrovanilloin-urethane)s in two different methods [41]. In the first method, a mixture of hydrovanilloin and diisocyanate was polymerized in DMF using 1,4-diazabicyclo[2,2,2]octane as the catalyst at 60°C. Whereas in the second method diisocyanates were first reacted with polyethylene glycol-400 to give pre-polymers and next reacted with hydrovanilloin at 60°C to produce *poly*(hydrovanilloin-ethylene glycol-urethane)s. Additionally, we have noted that *poly*(hydrovanilloin-ethylene glycol-urethane)s from the first method exhibited better thermal stabilities than polymers without polyethylene glycol units [41]. In continuation of these efforts, we have noted that as many researchers have identified the importance of replacing formaldehyde in polymers by less volatile monomers such as furfural due to the toxicity of formaldehyde; nevertheless, most of the furfural-phenol resins reported are prepared using lignin fractions with no well defined structures and this may result in quality control issues during the scaling up due to the lack of standardized physical and chemical properties of lignin. In an attempt to address this concern and to expand the polyphenol-furfural polymer synthesis methods, we have studied the polymerization of furan aldehydes with vanillin derived hydrovanilloin. In this publication we present the synthesis, characterization and relevant physical properties of two new and fully renewable carbon based polymers **4a** and **4b** prepared from the condensation of furfural (**3a**) and 5-hydroxymethylfurfural (**3b**) with hydrovanilloin (**2**) as shown in Fig. 1.

2 Experimental

2.1 Materials and Instrumentation

Vanillin (>97%), 2-furaldehyde (99%), HPLC grade N,N-dimethylformamide (>99.9%). Hydrochloric acid (97%), sodium hydroxide (>99%) and deuterated dimethyl sulfoxide (DMSO-*d*₆, 99.9 atom % D) were purchased from Sigma Aldrich, USA. 5-Hydroxymethylfurfural (>98%) was purchased from Accela ChemBio, Inc., USA. 2-Furaldehyde was distilled before use and all other reagents were used as received. Infrared spectra were recorded on a Thermo Nicolet FT-IR 200 at 1.0 cm⁻¹ resolution. Gel Permeation Chromatography (GPC) of *poly*(HVL-Fur) (**4a**) and *poly*(HVL-5-HMF) (**4b**) were carried out using EcoSEC Elite HLC-8420 GPC instrument from Tosoh Corporation, Japan. Columns: 2X TSKgel SuperHM-N 6.0 mm I.D. X 15 cm, 3 μm; temperature: 40°C; flow rate: 0.35 mL min⁻¹; solvent: DMF; 1 μL samples with concentration of 2 mg/mL were injected and acquisition time was 30 min. TA instruments TGA 2050 system was used for thermogravimetric analysis. An approximately 5 mg samples in Pt crucibles were used. Thermogravimetric analysis were recorded at a heating rate of 10°C min⁻¹ and all samples were heated in air. A Mettler Toledo DSC 3 STAR system was used to carry out DSC analysis. STARE-E software was used to evaluate the transition temperature peaks. The mass of the samples placed in aluminum pan was approximately 5 mg and all experiments were carried out in air at a heating/cooling rate of 10°C min⁻¹. ¹H NMR Spectra were recorded in DMSO-*d*₆, 99.9 atom % D on a Bruker Ascend EVO 400 spectrometer operating at 400 MHz and chemical shifts are given in ppm downfield from TMS (δ = 0.00). The hardness of polymers was measured using a D-type Shore Durometer (ASTM 2240).

2.2 Synthesis of Hydrovanilloin (2)

Hydrovanilloin was synthesized by electrochemical coupling of vanillin dissolved in 1.25 M aqueous NaOH in cathode compartment of the electrochemical cell and 1.25 M aqueous NaOH in anode compartment porous cup as described in our previous work [40].

2.3 Synthesis of Poly(hydrovanilloin-furfural) (4a) and Poly(hydrovanilloin-5-hydroxymethylfurfural) (4b)

A mixture of hydrovanilloin (**2**) (0.918 g, 3.00 mmol), furfural (**3a**) or 5-HMF (**3b**) (3 mmol), sodium hydroxide (0.240 g, 6.00 mmol) and 1.50 mL of deionized water was prepared in a glass vial. The closed vial was sonicated for 5 min to a homogenized solution. Then the mixture was heated at constant temperature in

an oil bath at 90°C for 24, 48, and 72 h. At the end of the reaction period, the vials were cooled to room temperature and the contents were acidified by adding 1.0 M aqueous hydrochloric acid. The precipitated polymer was repeatedly washed with deionized water (5×10 mL) and the solid collected was dried at 60°C for 24 h, weighed and analyzed using FT-IR, TGA, DSC, GPC and ^1H NMR for characterization and tested for hardness using a D-type Shore Durometer (ASTM 2240). The reaction conditions, polymer yields (%), GPC M_w (g mol^{-1}) and PDI (M_w/M_n) data in the synthesis of *poly*(HVL-Fur) (**4a**) and *poly*(HVL-5-HMF) (**4b**) are shown in Table 1. Polymer yields were calculated using the formula:

$$\text{Polymer yield (\%)} = \frac{\text{number of moles of polymer}}{\text{number of moles of hydrovanilloin used}} \times 100\%$$

FT-IR and TGA data of polymers **4a** and **4b** are shown in Figs. 2 and 3. Representative DSC data for **4a** (entry 3, Table 1) and **4b** (entry 5, Table 1) are shown in Table 2. The cooling/heating DSC curves for these samples are in Figs. A1,2. Durometer Type D hardness data for **4a** (entry 3, Table 1) and **4b** (entry 5, Table 1) are shown in Table 3. The 400 MHz ^1H NMR of the representative polymers recorded in DMSO-*d*₆ are shown in Fig. 4.

Table 1: Reaction conditions, polymer yields (%), GPC M_w (g mol^{-1}) and PDI (M_w/M_n) data in the synthesis of *poly*(HVL-Fur) (**4a**) and *poly*(HVL-5-HMF) (**4b**). All reactions were carried out using 3.00 mmol hydrovanilloin, 3.00 mmol furan aldehyde, 6.00 mmol NaOH in 1.5 mL of deionized water

Entry	Furan aldehyde	Reaction conditions	Polymer yield (%)	M_w (g mol^{-1})	PDI
1	Furfural	80°C, 24 h	4a , 67	5,700	1.16
2	Furfural	80°C, 48 h	4a , 63	6,900	1.10
3	5-Hydroxymethylfurfural	80°C, 72 h	4a , 78	8,600	1.28
4	5-Hydroxymethylfurfural	80°C, 24 h	4b , 57	6,500	1.35
5	5-Hydroxymethylfurfural	80°C, 48 h	4b , 68	12,100	1.27
6	5-Hydroxymethylfurfural	80°C, 72 h	4b , 71	12,100	1.35

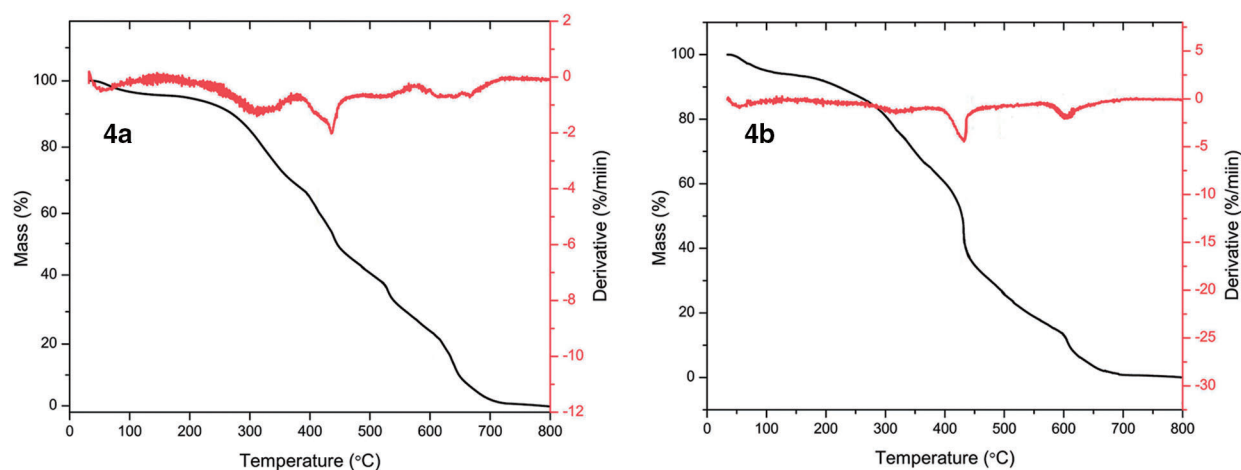


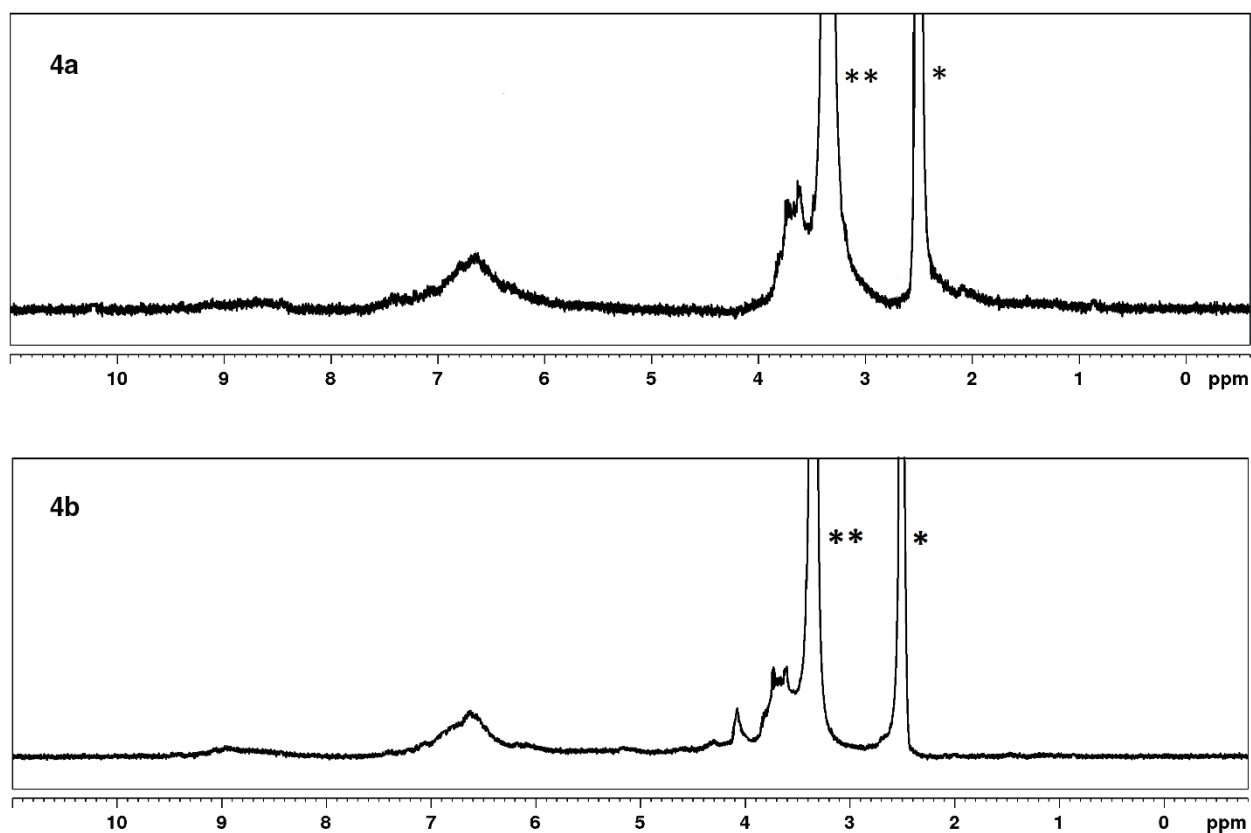
Figure 3: Thermogravimetric and derivative thermogravimetric (TG-DTG) analysis plots of *poly*(HVL-Fur) (**4a**) and *poly*(HVL-5-HMF) (**4b**)

Table 2: Glass transition temperature (T_g) and melting temperature (T_m) data for *poly*(HVL-Fur) (**4a**, entry 3, Table 1) and *poly*(HVL-5-HMF) (**4b**, entry 5, Table 1)

Polymer	T_g (C°)	T_m (C°)
<i>poly</i> (HVL-Fur) (4a)	59	171–173
<i>poly</i> (HVL-5-HMF) (4b)	60	148–182

Table 3: Durometer Type D hardness (ASTM 2240) data of *poly*(HVL-Fur) (**4a**, entry 3, Table 1) and *poly*(HVL-5-HMF) (**4b**, entry 5, Table 1)

Polymer	Durometer Type D hardness (ASTM 2240)
<i>poly</i> (HVL-Fur) (4a)	43.3 ± 1.3
<i>poly</i> (HVL-5-HMF) (4b)	49.0 ± 2.0

**Figure 4:** ^1H NMR of *poly*(HVL-Fur) (**4a**, entry 3, Table 1) and *poly*(HVL-5-HMF) (**4b**, entry 5, Table 1) in $\text{DMSO } d_6$. *DMSO, ** H_2O

3 Results and Discussion

3.1 Synthesis of Hydrovanilloin (2)

Hydrovanilloin was synthesized by reductive coupling of vanillin by electrolysis of an aqueous sodium hydroxide solution at 7.5 V using Pb electrodes as described in our previous work [40].

3.2 Synthesis of Poly(hydrovanilloin-furfural) (4a) and Poly(hydrovanilloin-5-hydroxymethylfurfural) (4b)

The two hydrovanilloin-furan aldehyde polymers **4a** and **4b** were prepared from vanillin as shown in the reaction scheme in Fig. 1. The polymer yields (%), GPC M_w (g mol^{-1}) and PDI (M_w/M_n) results for the synthesis of two hydrovanilloin-furan aldehyde polymers **4a** and **4b** under different reaction conditions are shown in Table 1. Initial experiments were carried out using furfural as the aldehyde and heating at 80°C for 24 h. Then increasing reaction times from 24 to 48 h and then to 72 h resulted in a gradual increase in the weight average molecular weight (M_w) of the polymer, determined by GPC, as shown in entries 1–3 in Table 1. The *poly*(HVL-Fur) (**4a**) with the highest M_w value $M_w = 8600 \text{ g mol}^{-1}$ was obtained in 78% yield with the reaction carried out for 72 h at 80°C and further increase in reaction time failed to produce significant improvements in the molecular weight or the polymer yield. The results from experiments carried out using 5-hydroxymethylfurfural and hydrovanilloin are shown as entries 4–6 in Table 1. In the 5-HMF reactions, the highest molecular weight polymer with $M_w = 12,100 \text{ g mol}^{-1}$ and a PDI of 1.27 was obtained in the experiment carried out for 48 h at 80°C, and further increase in the reaction time to 72 h yielded a polymer with a similar molecular weight.

3.3 Characterization of Poly(hydrovanilloin-furfural) (4a) and Poly(hydrovanilloin-5-hydroxymethylfurfural) (4b)

FT-IR and thermogravimetric-derivative thermogravimetric (TG-DTG) analysis of *poly*(HVL-Fur) (**4a**, entry 3, Table 1) and *poly*(HVL-5-HMF) (**4b**, entry 5, Table 1) are shown in Figs. 2 and 3, respectively. Differential Scanning Calorimetry (DSC) heating, cooling scans of the same set of highest M_w polymer samples are shown in supplementary material as Figs. A1,2, respectively. The ^1H NMR spectra of polymer samples are shown in Fig. 4. The FT-IR spectrum of *poly*(HVL-Fur) (**4a**, entry 3, Table 1) showed absorptions at 1595.83, 1510.93 and 1462.33 cm^{-1} due to C-C stretching in the aromatic rings. The absorption at 2936.34 cm^{-1} is due to aliphatic C-H bonds in the polymer and this peak is relatively small due to fewer aliphatic bonds in the structure. Strong absorptions at 1266.55 and 1120.50 cm^{-1} can be assigned to methyl ether C-O stretch and in-plane C-H bending in the aromatic rings. The broad absorption centered at 3372.48 cm^{-1} is assigned to hydroxyl and phenolic -OH groups in the polymer. In addition no carbonyl absorption was observed around 1700 cm^{-1} , indicating the complete reaction of aldehyde function of the furfural monomer used in the polymerization. Similarly, FT-IR spectrum of *poly*(HVL-5-HMF) (**4b**) in Fig. 2 shows absorptions at 1595.66, 1510.69 and 1449.34 cm^{-1} due to C-C stretching in the aromatic rings. As in **4a**, absorptions at 1267.27 and 1120.91 cm^{-1} can be assigned to methyl ether C-O stretch and in-plane C-H bending in the aromatic rings in polymer **4b**. The hydroxyl groups and phenolic -OH groups contribute to the broad absorption band centered at 3354.10 cm^{-1} . The weak absorption at 2935.43 cm^{-1} can be assigned to a small number of aliphatic C-H bonds in polymer **4b**. As in furfural based polymer, no carbonyl absorption was observed around 1700 cm^{-1} , confirming the complete reaction of aldehyde carbonyl groups in 5-hydroxymethylfurfural used in the polymerization.

Thermogravimetric analysis curves and derivative thermogravimetric analysis plots of *poly*(HVL-Fur) (**4a**) and *poly*(HVL-5-HMF) (**4b**) are shown in Fig. 3. Both polymers show similar thermal degradation profiles, confirming the similarity. TGA of *poly*(HVL-Fur) (**4a**) showed three broad peaks in its derivative curve at 310°C, 443°C and 620°C, indicating a three step decomposition, whereas the 5-HMF derived

polymer *poly*(HVL-5-HMF) (**4b**) showed these decompositions at 312°C, 440°C and 616°C, respectively. The representative polymers prepared by using furfural and 5-hydroxymethylfurfural with the highest weight average molecular weights were analyzed by differential scanning calorimetry (DSC). The glass transition temperature (T_g) and melting temperature (T_m) data for *poly*(HVL-Fur) (**4a**, entry 3, Table 1) and *poly*(HVL-5-HMF) (**4b**, entry 5, Table 1) are shown in Table 2. The heating and cooling DSC curves of these polymers **4a** and **4b** are in Figs. A1 and A2. The polymers **4a** and **4b** showed almost identical glass transition temperatures of 59°C and 60°C, respectively, as both polymers have the same backbone in their chemical structure. However, the two polymers showed somewhat different melting behaviors; the furfural based polymer showed a sharper melting point at 171°C–173°C, whereas the 5-hydroxymethylfurfural based polymer showed a very broad melting range from 148°C to 182°C. This is probably due to additional hydrogen bonding of -CH₂-OH group of hydroxymethyl furan moiety with other -OH groups in the polymer chain, allowing several packing arrangements between polymer chains.

¹H NMR spectra of *poly*(HVL-Fur) (**4a**, entry 3, Table 1) and *poly*(HVL-5-HMF) (**4b**, entry 5, Table 1), dissolved in DMSO *d*₆ are shown in Fig. 4. The tall peaks in both spectra at 2.5 ppm are due to residual DMSO and whereas the two similar peaks in these spectra at 3.3 ppm are due to residual water together with hydroxyl groups in polymers. Both polymer spectra showed a broad set of peaks at 3.50–3.90 ppm due to -OCH₃ groups and -CH-OH hydrogens in the polymeric structure. Similarly, both spectra show a very broad peak at 6.20–7.10 ppm region due to the presence of 3 and 5 position aromatic ring hydrogens and also furan ring hydrogens. The very broad bumps in the region of 8.5–9.0 ppm in **4a** and 8.8–9.2 ppm in **4b** spectra are due to the phenolic -OH groups in respective polymers. The additional broad peak found in the *poly*(HVL-5-HMF) **4b** spectrum at 4.10 ppm is assigned to the -CH₂-OH methylene hydrogens on the hydroxymethyl furan pendant group in polymer **4b** and this peak is absent in the spectrum of **4a** since this polymer was prepared using furfural as the aldehyde monomer.

The hardness of the two polymers were measured in four samples each using a type D Shore durometer according to ASTM 2240, and the results are shown in Table 3. *poly*(HVL-Fur) (**4a**) showed a hardness of 43.3 ± 1.3, whereas *poly*(HVL-5-HMF) (**4b**) showed a significantly higher hardness of 49.0 ± 2.0. This difference in hardness is most likely due to the extra -CH₂-OH group present in the hydroxymethyl furan group in **4b** in comparison to **4a**, which is capable of additional hydrogen bonding type cross-linking the polymer chains making the polymer **4b** harder than **4a**.

4 Conclusion

Sodium hydroxide catalyzed condensation of renewable resources based monomer hydrovanilloin with furfural and 5-hydroxymethylfurfural in water at 80°C can be used to prepare moderate molecular weight polymers *poly*(HVL-Fur) and *poly*(HVL-5-HMF) in good yields. The new polymers were characterized using FT-IR, ¹H NMR, TGA, DSC and GPC. The highest molecular weight samples of *poly*(HVL-Fur) and *poly*(HVL-5-HMF) showed M_w values of 8600 and 12,100 g mol⁻¹, respectively. The two polymers displayed similar T_g values of 59°C and 60°C, due to their identical backbone structure. However, the 5-hydroxymethylfurfural based polymer showed a higher hardness value in comparison to the furfural polymer in a D-type Shore Durometer hardness test, and this is most likely due to the additional -CH₂OH groups present in the 5-hydroxymethylfurfural based polymer, capable of additional hydrogen bonding between polymer chains. Furthermore, this polymer showed higher M_w values as well. In conclusion, we have presented a simple two step route to prepare all renewable carbon based lignin derived *bis*-phenol-aldehyde condensation polymers without using toxic formaldehyde as a monomer. In addition, the use of hydrovanilloin as a polyphenol provides a simple approach to producing renewable polymers with better quality control possibilities in comparison to lignin-furfural resins.

Acknowledgement: None.

Funding Statement: This work is funded by United States National Science Foundation (NSF) Grant HRD-1036593, USDA-NIFA Grant 12684238: Award No. 2020-65209-31474 and United States Department of Energy Grant DE-SC0023345.

Author Contributions: Ananda S. Amarasekara: Writing, review, editing, conceptualization and project management. Gabriel Murillo Morales: Designing laboratory experiments, methodology, investigation, formal analysis, data collection, visualization, validation and review of manuscript. Raghava R. Kommalapati: Funding acquisition and project administration. All authors reviewed the results and approved the final version of the manuscript.

Availability of Data and Materials: No data or materials are available.

Ethics Approval: Not applicable.

Conflicts of Interest: The authors declare that they have no conflicts of interest to report regarding the present study.

References

1. Mohanty AK, Wu F, Mincheva R, Hakkarainen M, Raquez J-M, Mielewski DF, et al. Sustainable polymers. *Nature Rev Method Prim.* 2022;2(1):46. doi:10.1038/s43586-022-00124-8.
2. Getzler YD, Mathers RT. Sustainable polymers: our evolving understanding. *Accounts of Chem Res.* 2022;55(14):1869–78. doi:10.1021/acs.accounts.2c00194.
3. Thakur VK, Thakur MK. *Handbook of sustainable polymers: processing and applications.* Boca Raton, FL: CRC Press; 2016.
4. Montero De Espinosa L, Meier MAR. Plant oils: the perfect renewable resource for polymer science?! *Europ Polym J.* 2011;47(5):837–52. doi:10.1016/j.eurpolymj.2010.11.020.
5. Sharma V, Kundu PP. Addition polymers from natural oils—a review. *Progress Polym Sc.* 2006;31(11):983–1008. doi:10.1016/j.progpolymsci.2006.09.003.
6. Arora PB, Patel HS, Patel SR. Resacetophenone-furfural polymers. *Europ Polym J.* 1987;23(4):307–9. doi:10.1016/0014-3057(87)90153-4.
7. Jiang Z, Zeng Y, Hu D, Guo R, Yan K, Luque R. Chemical transformations of 5-hydroxymethylfurfural into highly added value products: present and future. *Green Chem.* 2023;25(3):871–92. doi:10.1039/D2GC03444A.
8. Gandini A. Furans as offspring of sugars and polysaccharides and progenitors of a family of remarkable polymers: a review of recent progress. *Polym Chem.* 2010;1(3):245–51. doi:10.1039/B9PY00233B.
9. Amarasekara AS, Nguyen HL, Okorie NC, Jamal MS. A two-step efficient preparation of a renewable dicarboxylic acid monomer 5,5'-[oxybis(methylene)]bis[2-furancarboxylic acid] from d-fructose and its application in polyester synthesis. *Green Chem.* 2017;19(6):1570–5. doi:10.1039/C6GC03314H.
10. Amarasekara AS, Wiredu B, Grady TL, Obregon RG, Margetić D. Solid acid catalyzed aldol dimerization of levulinic acid for the preparation of C10 renewable fuel and chemical feedstocks. *Catal Commun.* 2019;124:6–11. doi:10.1016/j.catcom.2019.02.022.
11. Umare SS, Chandure AS, Pandey RA. Synthesis, characterization and biodegradable studies of 1,3-propanediol based polyesters. *Polym Degrad Stabil.* 2007;92(3):464–79. doi:10.1016/j.polymdegradstab.2006.10.007.
12. Pang X, Zhuang X, Tang Z, Chen X. Polylactic acid (PLA): research, development and industrialization. *Biotechnol J.* 2010;5(11):1125–36. doi:10.1002/biot.v5.11.
13. Menezes FF, Nascimento VM, Gomes GR, Rocha GJ, Strauss M, Junqueira TL, et al. Depolymerization of enzymatic hydrolysis lignin: review of technologies and opportunities for research. *Fuel.* 2023;342:127796. doi:10.1016/j.fuel.2023.127796.

14. Jiang L, Wang C-G, Chee PL, Qu C, Fok AZ, Yong FH, et al. Strategies for lignin depolymerization and reconstruction towards functional polymers. *Sustain Energy Fuel*. 2023;7:2953–73. doi:10.1039/D3SE00173C.
15. Roy R, Rahman MS, Amit TA, Jadhav B. Recent advances in lignin depolymerization techniques: a comparative overview of traditional and greener approaches. *Biomass*. 2022;2(3):130–54. doi:10.3390/biomass2030009.
16. Sang Y, Chen H, Khalifeh M, Li Y. Catalysis and chemistry of lignin depolymerization in alcohol solvents—a review. *Catal Today*. 2023;408:168–81. doi:10.1016/j.cattod.2022.06.005.
17. Fache M, Darroman E, Besse V, Auvergne R, Caillol S, Boutevin B. Vanillin, a promising biobased building-block for monomer synthesis. *Green Chem*. 2014;16(4):1987–98. doi:10.1039/C3GC42613K.
18. Fache M, Boutevin B, Caillol S. Vanillin, a key-intermediate of biobased polymers. *Europ Polym J*. 2015;68(6):488–502. doi:10.1016/j.eurpolymj.2015.03.050.
19. Harvey BG, Guenther AJ, Meylemans HA, Haines SRL, Lamison KR, Groshens TJ, et al. Renewable thermosetting resins and thermoplastics from vanillin. *Green Chem*. 2015;17(2):1249–58. doi:10.1039/C4GC01825G.
20. Mondal AK, Uddin MT, Sujan SMA, Tang Z, Alemu D, Begum HA, et al. Preparation of lignin-based hydrogels, their properties and applications. *Int J Biol Macromol*. 2023;245(11):125580. doi:10.1016/j.ijbiomac.2023.125580.
21. Meylemans HA, Harvey BG, Reams JT, Guenther AJ, Cambrea LR, Groshens TJ, et al. Synthesis, characterization, and cure chemistry of renewable bis(cyanate) esters derived from 2-methoxy-4-methylphenol. *Biomacromolecules*. 2013;14(3):771–80. doi:10.1021/bm3018438.
22. Llevot A, Grau E, Carlotti S, Grelier S, Cramail H. Renewable (semi)aromatic polyesters from symmetrical vanillin-based dimers. *Polym Chem*. 2015;6(33):6058–66. doi:10.1039/C5PY00824G.
23. Zhang S, Cheng Z, Zeng S, Li G, Xiong J, Ding L, et al. Synthesis and characterization of renewable polyesters based on vanillic acid. *J Appl Polym Sci*. 2020;137(39):49189. doi:10.1002/app.49189.
24. Chauhana NPS, Jangidb NK, Chaudharyc J, Tomara R, Katariac P. Model-free thermal degradation kinetics of bio-based phenolic resin derived from vanillin oxime. *Indian J Chem Sec A-Inorg*. 2015;54(2):193–8.
25. Mialon L, Pemba AG, Miller SA. Biorenewable polyethylene terephthalate mimics derived from lignin and acetic acid. *Green Chem*. 2010;12(10):1704–6. doi:10.1039/c0gc00150c.
26. Pearl IA. Reactions of vanillin and its derived compounds. XVI. The synthesis of vanillil. *J Am Chem Soc*. 1952;74(17):4260–2. doi:10.1021/ja01137a005.
27. Duan XF, Feng JX, Zi GF, Zhang ZB. A convenient synthesis of unsymmetrical pinacols by coupling of structurally similar aromatic aldehydes mediated by low-valent titanium. *Synthesis*. 2009;2:277–82.
28. Zhao Y, Lu K, Xu H, Zhu L, Wang S. A critical review of recent advances in the production of furfural and 5-hydroxymethylfurfural from lignocellulosic biomass through homogeneous catalytic hydrothermal conversion. *Renew Sustain Energy Rev*. 2021;139:110706. doi:10.1016/j.rser.2021.110706.
29. Kabbour M, Luque R. Furfural as a platform chemical: from production to applications. *Biomass, Biofuel Biochem*. 2020;283–89.
30. Hou Q, Qi X, Zhen M, Qian H, Nie Y, Bai C, et al. Biorefinery roadmap based on catalytic production and upgrading 5-hydroxymethylfurfural. *Green Chem*. 2021;23(1):119–231. doi:10.1039/D0GC02770G.
31. Xu C, Paone E, Rodríguez-Padrón D, Luque R, Mauriello F. Recent catalytic routes for the preparation and the upgrading of biomass derived furfural and 5-hydroxymethylfurfural. *Chem Soc Rev*. 2020;49(13):4273–306. doi:10.1039/D0CS00041H.
32. Shen G, Andrioletti B, Queneau Y. Furfural and 5-(hydroxymethyl) furfural: two pivotal intermediates for bio-based chemistry. *Curr Opin Green Sustain Chem*. 2020;26:100384. doi:10.1016/j.cogsc.2020.100384.
33. Zhang Y, Li N, Chen Z, Ding C, Zheng Q, Xu J, et al. Synthesis of high-water-resistance lignin-phenol resin adhesive with furfural as a crosslinking agent. *Polymers*. 2020;12(12):2805. doi:10.3390/polym12122805.
34. Koley R, Kasilingam R, Sahoo S, Chattopadhyay S, Bhowmick AK. Synthesis and characterization of phenol furfural resin from *Moringa oleifera* gum and biophenol and its application in styrene butadiene rubber. *Ind Eng Chem Res*. 2019;58(40):18519–32. doi:10.1021/acs.iecr.9b03684.

35. Liu J, Xuan D, Chai J, Guo D, Huang Y, Liu S, et al. Synthesis and thermal properties of resorcinol–furfural thermosetting resin. *ACS Omega*. 2020;5(17):10011–20. doi:10.1021/acsomega.0c00365.
36. Chen Y, Shen J, Wang W, Li L, Zheng D, Qi F, et al. Comparison of the properties of phenolic resin synthesized from different aldehydes and evaluation of the release and health risks of VOCs. *Environ Pollut*. 2024;344:123419. doi:10.1016/j.envpol.2024.123419.
37. Dongre P, Driscoll M, Amidon T, Bujanovic B. Lignin-furfural based adhesives. *Energies*. 2015;8(8):7897–914. doi:10.3390/en8087897.
38. Yang W, Jiao L, Wang X, Wu W, Lian H, Dai H. Formaldehyde-free self-polymerization of lignin-derived monomers for synthesis of renewable phenolic resin. *Int J Biolog Macromolecul*. 2021;166:1312–9. doi:10.1016/j.ijbiomac.2020.11.012.
39. Amarasekara AS, Wiredu B, Razzaq A. Vanillin based polymers: I. An electrochemical route to polyvanillin. *Green Chem*. 2012;14(9):2395–7. doi:10.1039/c2gc35645g.
40. Amarasekara AS, Hasan MA. Vanillin based polymers: III. Electrochemical dimerization of vanillin revisited and synthesis of hydrovanilloin-formaldehyde polymer. *Polym Sci Series B*. 2016;58(3):307–12. doi:10.1134/S1560090416030015.
41. Amarasekara AS, Garcia-Obregon R. Vanillin based polymers: V. *Poly(hydrovanilloin–urethane)*. *Polym Renew Resour*. 2021;12(1–2):35–45.

Appendix A. DSC Heating/Cooling Scans of *Poly(hydrovanilloin-furfural)* (**4a**) and *Poly(hydrovanilloin-5-hydroxymethylfurfural)* (**4b**).

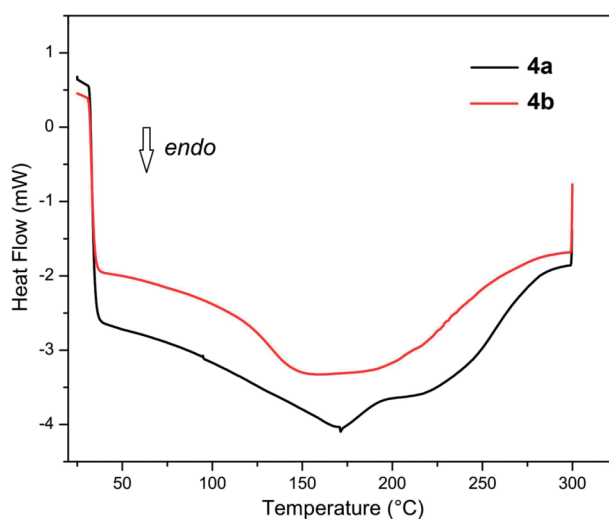


Figure A1: DSC heating scans of *poly(HVL-Fur)* (**4a**, entry 3, [Table 1](#)) and *poly(HVL-5-HMF)* (**4b**, entry 5, [Table 1](#))

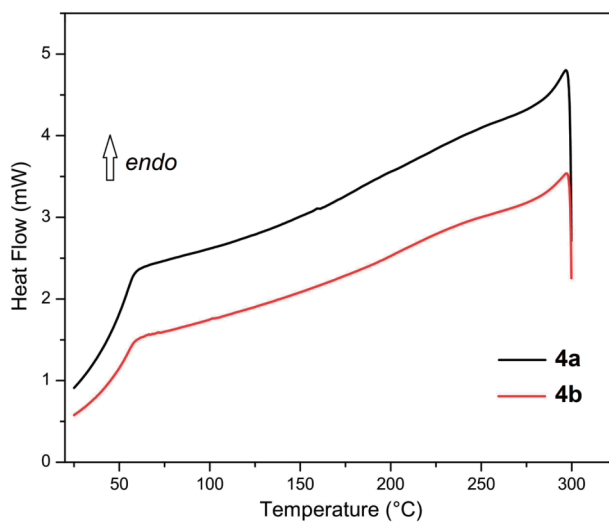


Figure A2: DSC cooling scans of *poly*(HVL-Fur) (**4a**, entry 3, [Table 1](#)) and *poly*(HVL-5-HMF) (**4b**, entry 5, [Table 1](#))